

The Dynamics of Avalanches and Gravity Currents



Jim McElwaine

DAMTP

University of Cambridge


UC Santa Barbara

28th April, 2005



Vallée de la Sionne

Acknowledgments



Swiss National Science Foundation

European Union

Isaac Newton Trust

Barbara Turnbull

Kouichi Nishimura

Perry Bartelt


Dieter Issler

Karstein Lied

Takahiro Ogura

Plan of Talk

- Ping-Pong Balls
- Internal Dynamics
- Lab Experiments
- Field Measurements
- Future Work



Current Avalanche Research

- Huge variety:
 - speeds 25–250 km/h
 - densities 5–500 kg/m³
 - masses 10²–10⁹ kg
- Three dimensional terrain and structure
- Snow properties are complicated and ill-defined
- Unpredictable, destructive, unreproducible
- Current theories are phenomenological
- Genesis of powder snow avalanches not understood

Questions

- How do powder snow avalanches start ?
- What determines lateral spreading ?
- When is shallow water approximation valid ?
- What are the essential dynamics ?
- What measurements are necessary for validation?

Ping-pong ball avalanches

terminal velocity $v_T = 7.5 \text{ m/s}$

characteristic length $v_T^2/g^* = 6 \text{ m}$

ball-ball restitution 0.8

ball-ground restitution = 0

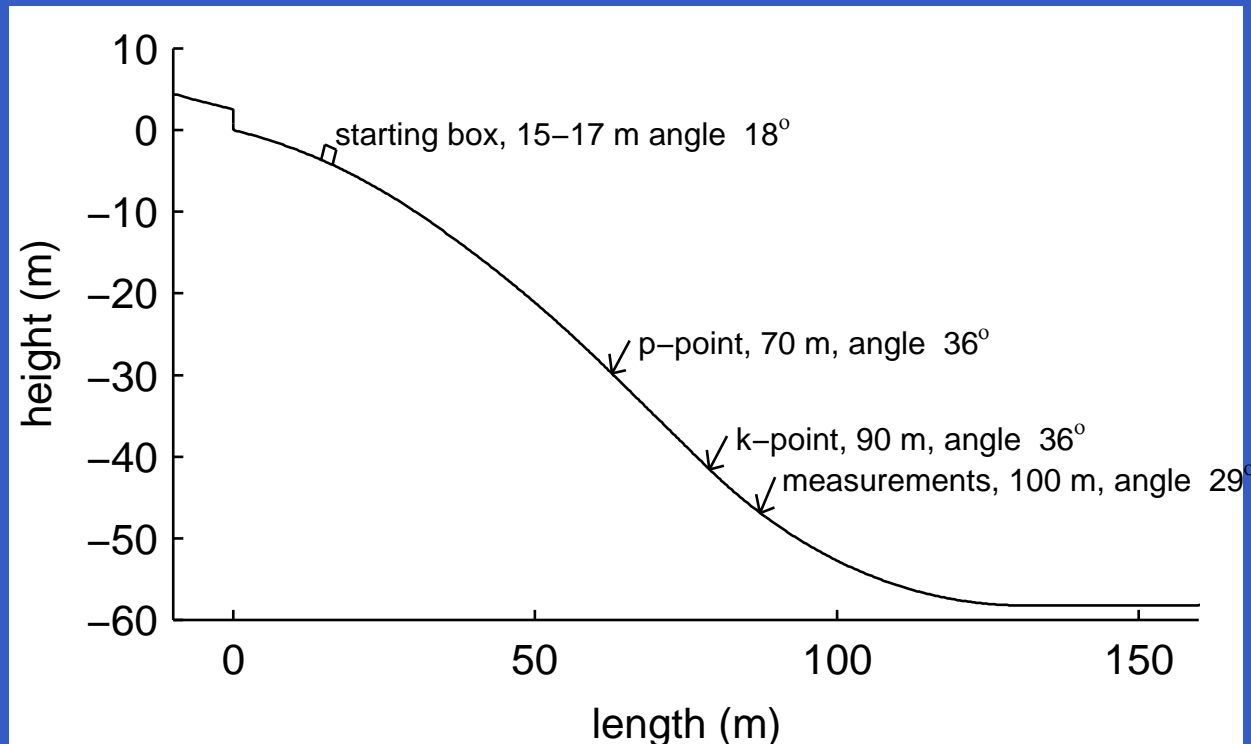
collision time $O(10^{-3} \text{ s})$

mass $m = 25 \text{ g}$

radius $r = 19 \text{ mm}$

up to 550,000 balls

friction $\mu = 0.3$

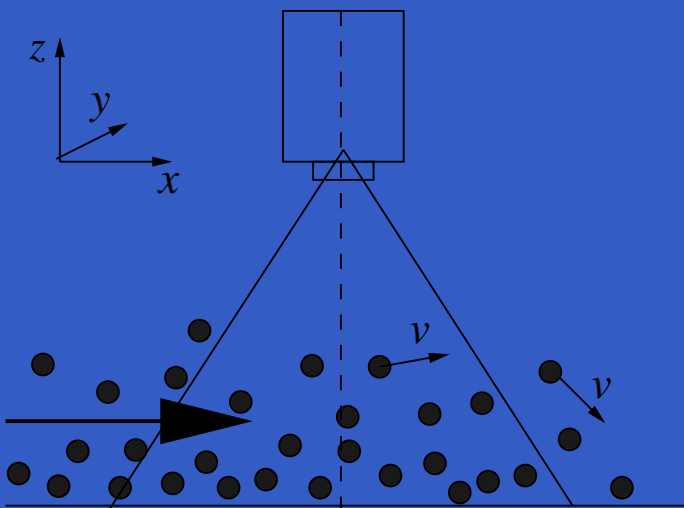



10,000 balls

350,000 balls

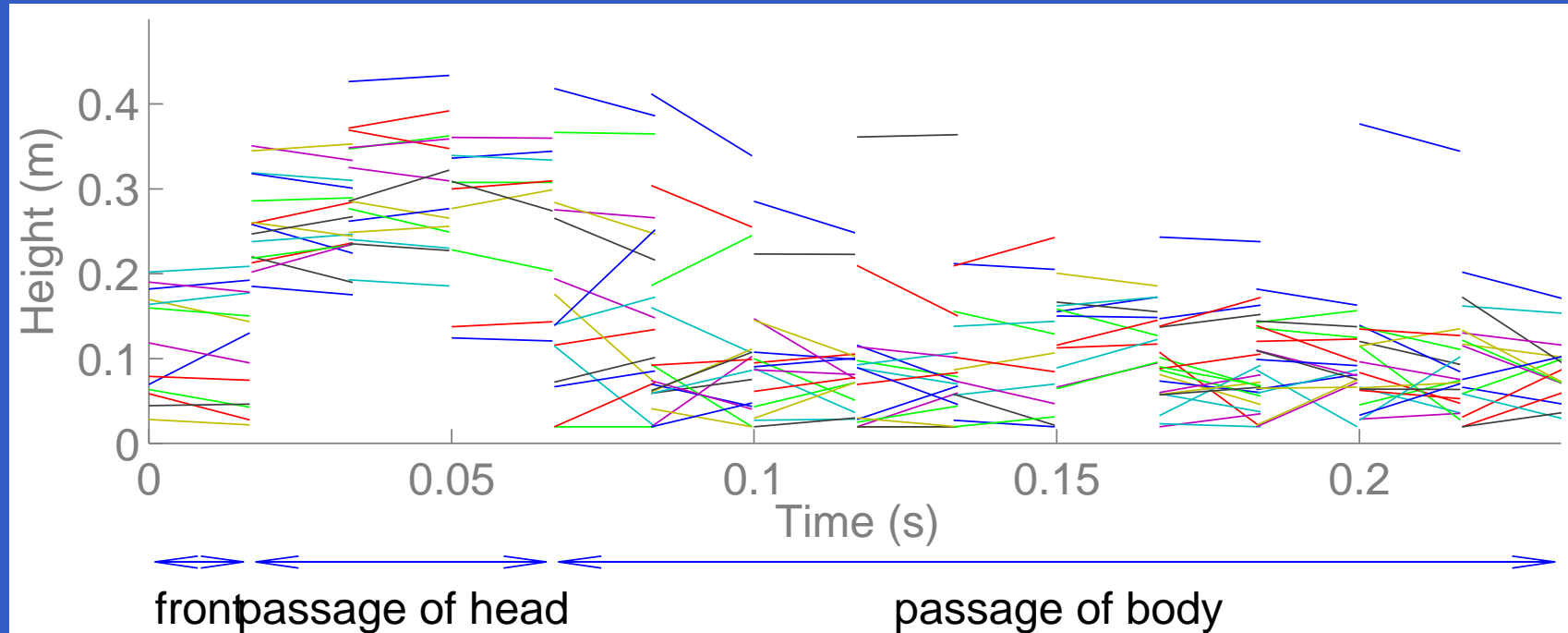
Individual Ball Measurements

Ball positions are calculated in 3d with a video camera



Velocity Distribution

Ball heights in a 200,000 ball avalanche



Mean flow velocity is 15 ms^{-1}

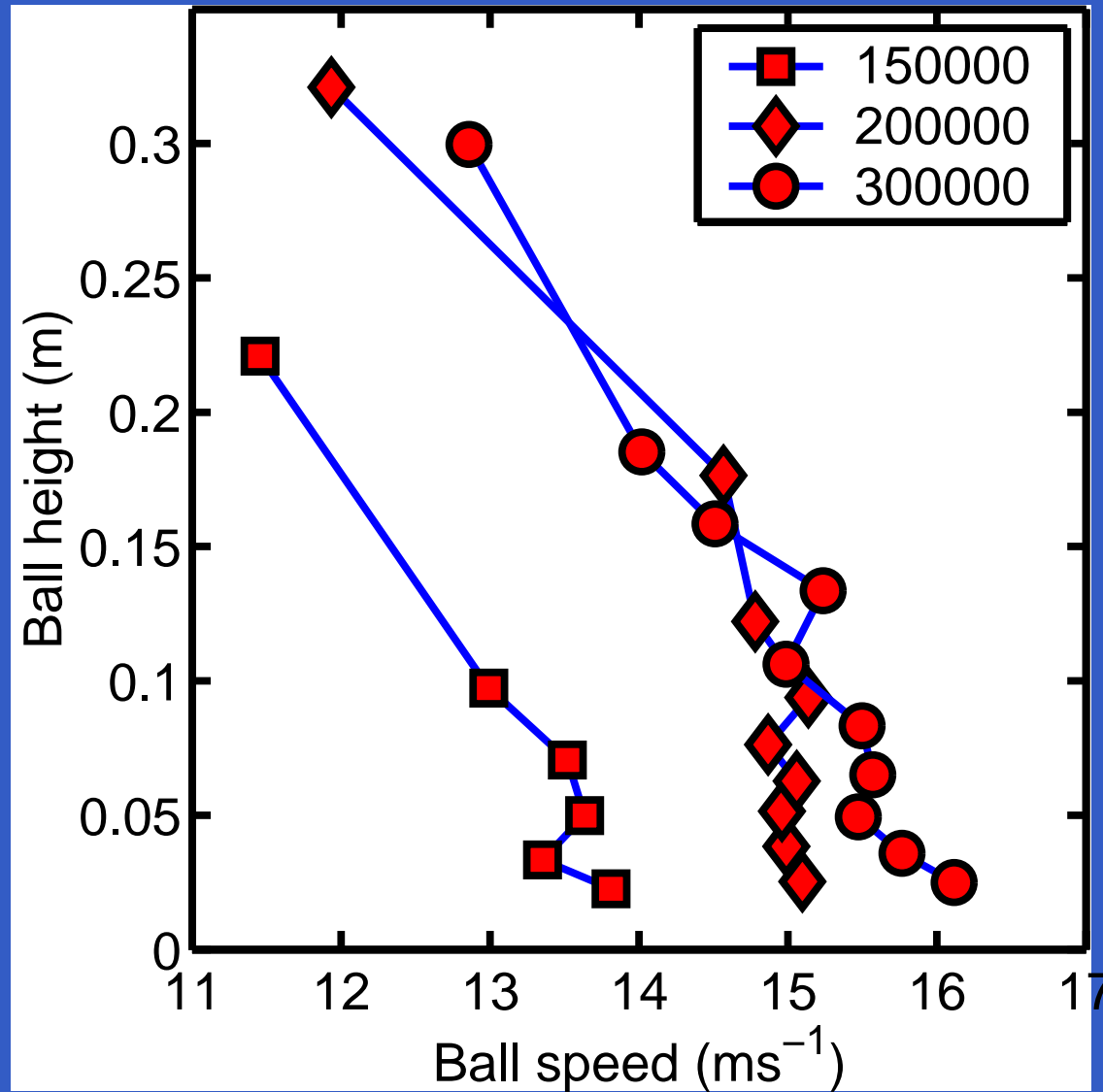
Head is $1 \text{ m} \times 0.4 \text{ m}$

Body is $10 \text{ m} \times 0.2 \text{ m}$

Tail is $50 \text{ m} \times 1 \text{ ball}$



Vertical profile of average ball x -velocity



Speed highest near ground
Air drag dominates

Kinetic Theory of Granular Matter

Extension of kinetic theory of gases to include inelasticity

$$f(\mathbf{c}, \mathbf{x}, t) d\mathbf{c} d\mathbf{x}$$

particle distribution function
velocity \mathbf{c} , position \mathbf{x} , time t

$$\phi(\mathbf{x}, t) = \pi d^3 / 6 \int f d\mathbf{c}$$

volume density

$$\mathbf{u}(\mathbf{x}, t) = \langle \mathbf{c} \rangle = \int \mathbf{c} f d\mathbf{c}$$

mean velocity field

$$\mathbf{C}(\mathbf{x}, t) = \mathbf{c} - \mathbf{u}$$

fluctuation velocity

$$K(\mathbf{x}, t) = \langle \mathbf{C}\mathbf{C} \rangle$$

second moment of fluctuation
velocity

$$T(\mathbf{x}, t) = \text{Tr}[K]$$

granular temperature

Granular stress tensor

Stress given by

$$\sigma = \phi \rho_b K + m \Theta[\mathbf{C}],$$

ϕ volume density

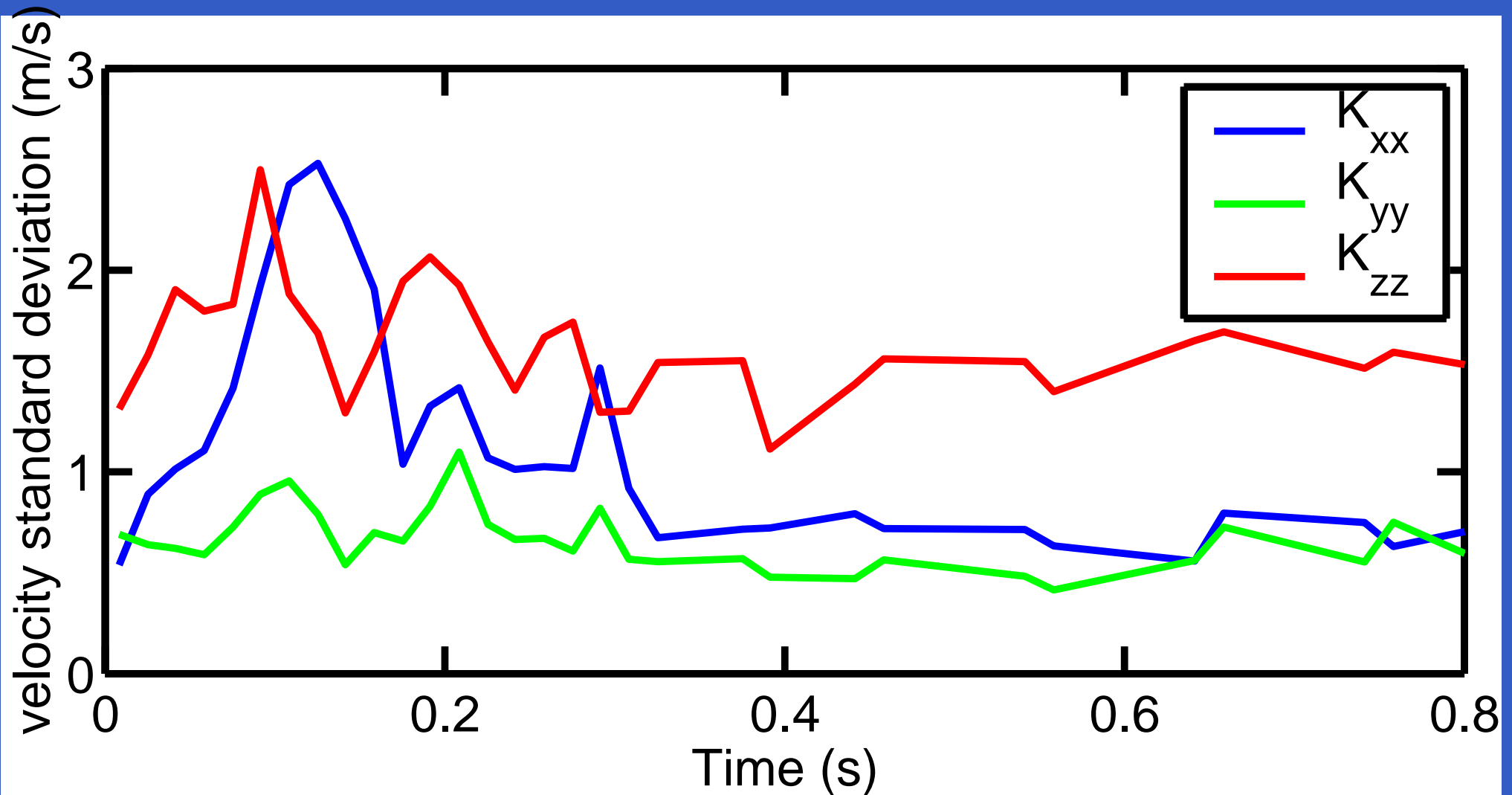
ρ_b particle density

K second moment of fluctuation velocity

m particle mass

$\Theta[\mathbf{C}]$ collisional transport

Fluctuation velocities for 300,000 ball experiment



$$\sqrt{K_{xx}}$$

down-slope

$$\sqrt{K_{yy}}$$

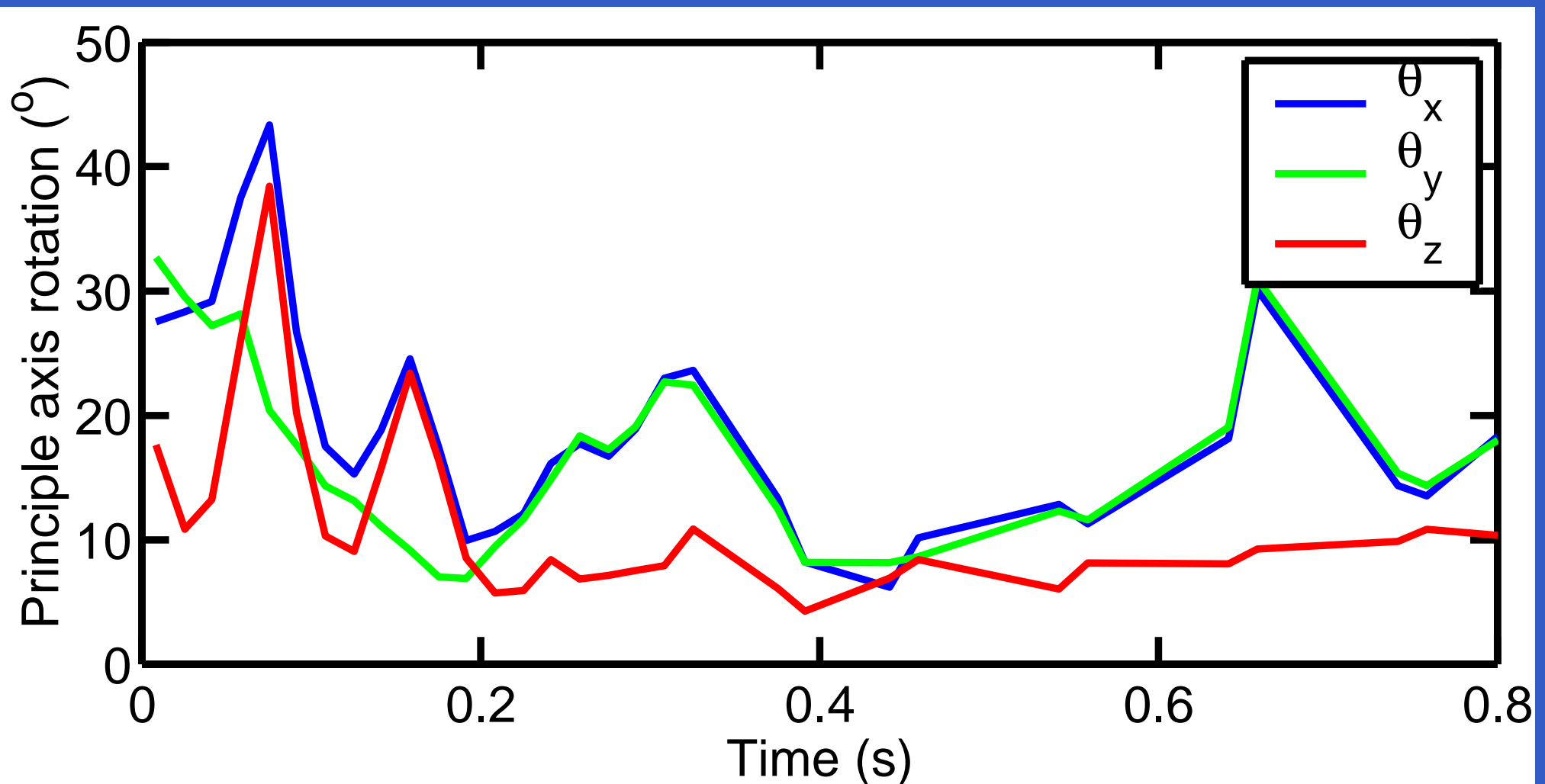
cross-slope

$$\sqrt{K_{zz}}$$

slope-normal

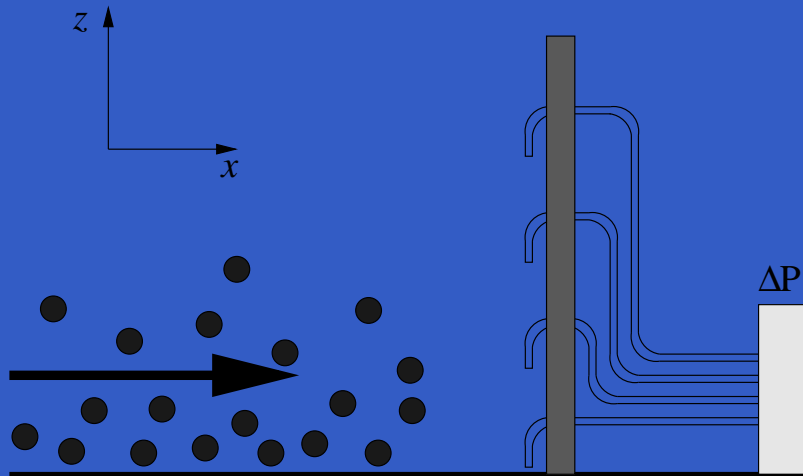
Anisotropy of Granular Stress

Rotation angles of the principle axes of the granular stress tensor for a 300,000 ball experiment

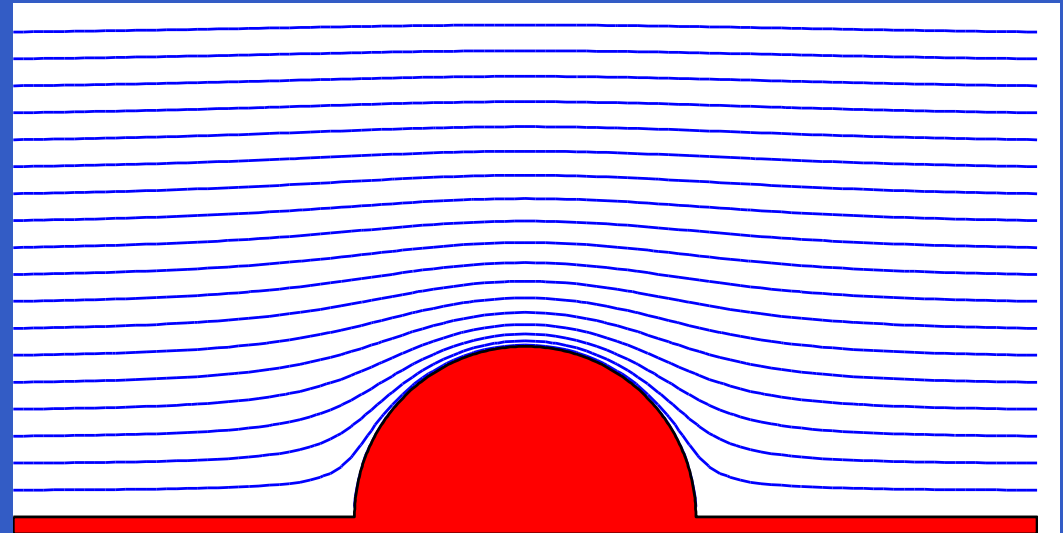


Air Pressure Measurements

Air pressure sensors



flow around a sphere



dipole flow $\mathbf{v}(\mathbf{x}) = -\mathbf{v} + \frac{R^3}{2x^3} \left(\frac{3\mathbf{x}(\mathbf{x} \cdot \mathbf{v})}{x^2} - \mathbf{v} \right)$

pressure $\Delta p(\mathbf{x}) = \frac{\rho_a v^2 R^3}{2 x^3} \left[2 - \frac{R^3}{x^3} - \frac{3}{4} \sin^2 \theta \left(4 - \frac{R^3}{x^3} \right) \right]$

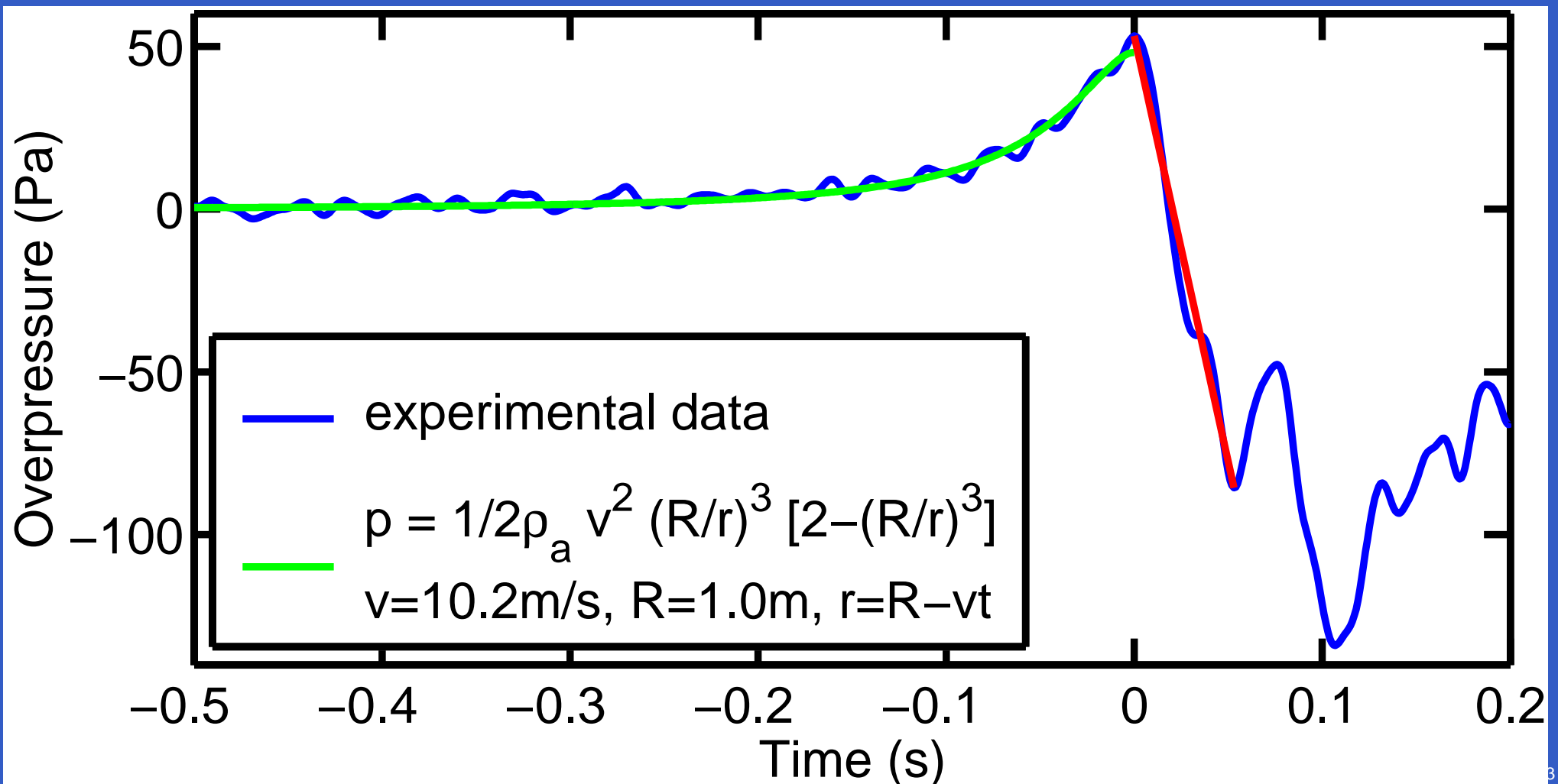
$$x \cos \theta = \mathbf{x} \cdot \mathbf{v}$$

$$\mathbf{x}(t) = \mathbf{v}(R/v - t)$$

Fit to the data

Find the line of best fit to calculate v and R .

Static air pressure change as the front of a 300,000 ball avalanche is advected past the sensor



Air Pressure Results

height	v_1	v_2	\tilde{v}_1/\tilde{v}_2	R_1	R_2	\tilde{R}_1/\tilde{R}_2	$2^{\gamma'} R_1/R_2$
0.01	7.55	8.16	1.04	0.76	0.88	1.09	1.02
0.15	8.21	9.66	0.95	0.68	0.80	1.06	1.00
0.30	8.88	10.13	0.98	0.87	1.02	1.08	1.01
0.45	6.81	8.96	0.85	0.98	1.08	1.14	1.07

$$L_i = dN_i^{1/3}$$

length scale

$$\tilde{v}_i = v_i / \sqrt{gL_i}$$

non-dimensionalised velocity

$$\tilde{R}_i = R_i / L_i$$

non-dimensionalised radius

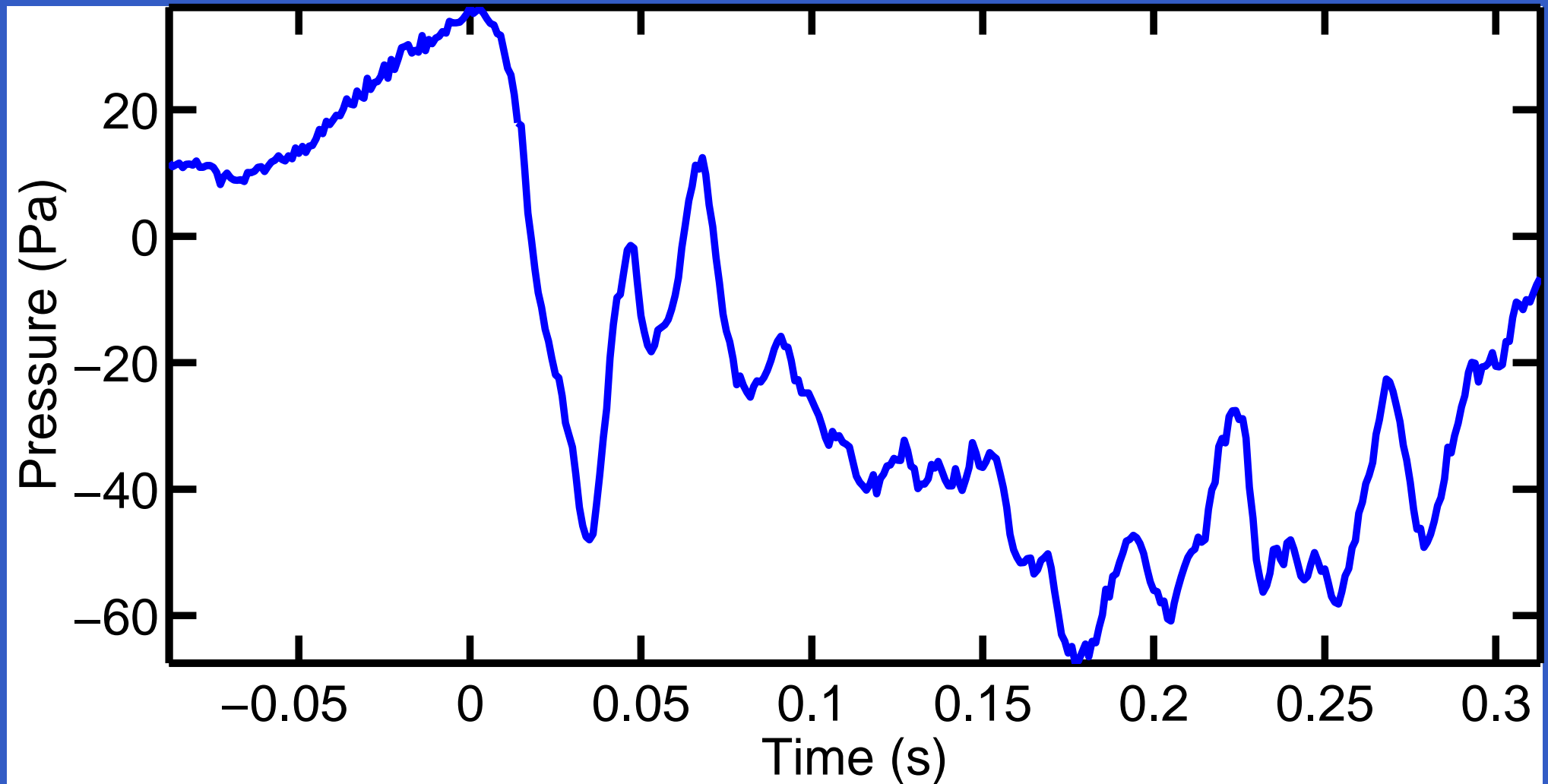
$$i = 1$$

150,000 balls

$$i = 2$$

300,000 balls

Air Pressure Through the Front



Front reaches sensor at $t = 0$ s

Decrease due to drag or a vortex?

Steady Equations for the Air Flow

$$\nabla \cdot (1 - \phi)\mathbf{v} = 0 \quad \text{mass}$$

$$\rho_a(1 - \phi)(\mathbf{v} \cdot \nabla)\mathbf{v} + (1 - \phi)\nabla p = -\mathbf{f} \quad \text{momentum}$$

$$\mathbf{f} \approx \phi(1 - \phi)\rho_a\mathbf{v}|\mathbf{v}|/\alpha \quad \alpha = 0.08 \text{ m} \quad \text{ball-air drag}$$

$$\frac{\Delta p}{\Delta x} = \frac{\Delta p}{v_b \Delta t} = -\frac{\rho_a \phi (v_b - v_a)^2}{\alpha}$$

$$\Delta p \approx -84 \text{ Pa} \quad \Delta t \approx 0.035 \text{ s}$$

$$v_b \approx 15 \text{ ms}^{-1} \quad v_a \approx 8 \text{ ms}^{-1}$$

Therefore $\phi \approx 0.2$

Steady Equations for the balls

$$\nabla(\cdot\phi\rho_b K) + \phi\nabla p = \phi\rho_b\mathbf{g} + \mathbf{f}$$

$$\frac{\partial\sigma_{xx}}{\partial x} + \frac{\partial\sigma_{xy}}{\partial y} + \frac{\partial\sigma_{xz}}{\partial z} + \phi\frac{\partial p}{\partial x} = f_x - \phi\rho_b g \sin\theta.$$

Symmetry about $y = 0 \Rightarrow \partial/\partial y = 0$

Assume $\partial\sigma_{xz}/\partial z = 0$

$$\frac{\partial\sigma_{xx}}{\partial x} + \phi\frac{\partial p}{\partial x} = f_x - \phi\rho_b g \sin\theta.$$

Integrated to provide a variant of Bernoulli's law

$$K_{xx}(x) = \frac{p(0) - p(x)}{\rho_b} + x\frac{\rho_a v_0^2}{\rho_b \alpha} - xg \sin\theta$$

Integrated stress balance

$$K_{xx}(x) = \frac{p(0) - p(x)}{\rho_b} + x \frac{\rho_a v_0^2}{\rho_b \alpha} - xg \sin \theta$$

At $t = 0.035$ s

$$K_{xx} = 1.9 \text{ m}^2\text{s}^{-2}$$

$$[p(0) - p(x)]/\rho_b = 0.96 \text{ m}^2\text{s}^{-2}$$

$$x \frac{\rho_a v_0^2}{\rho_b \alpha} = 4.5 \text{ m}^2\text{s}^{-2}$$

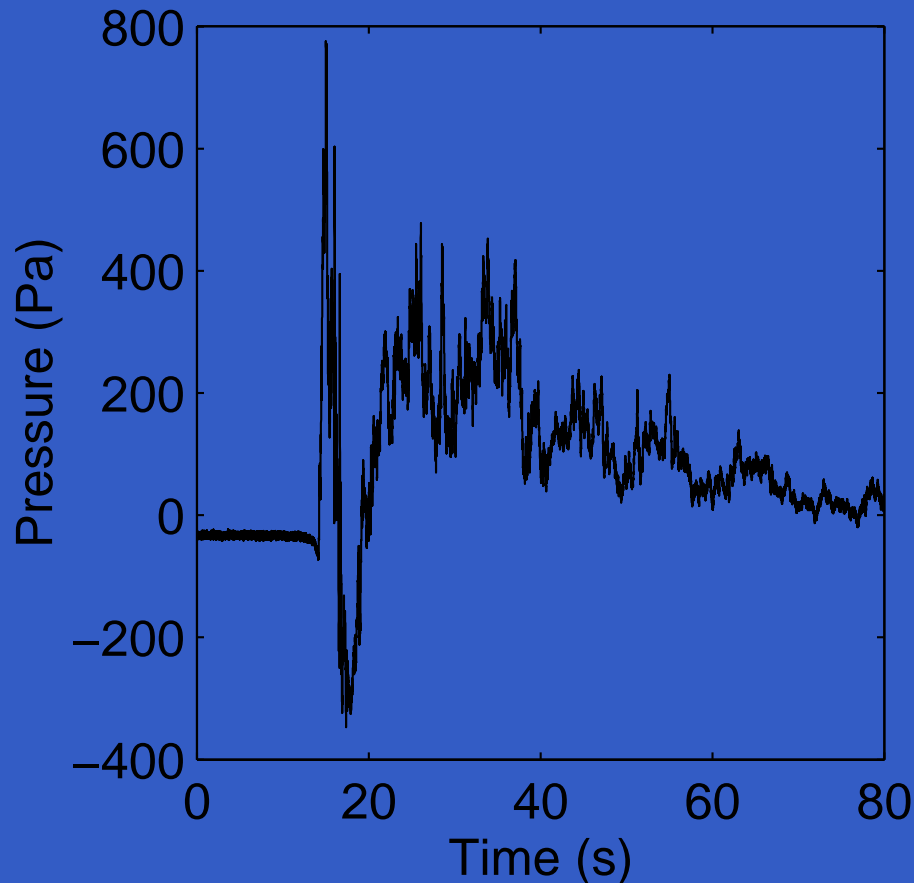
$$xg \sin \theta = 2.5 \text{ m}^2\text{s}^{-2}$$

All are same order of magnitude

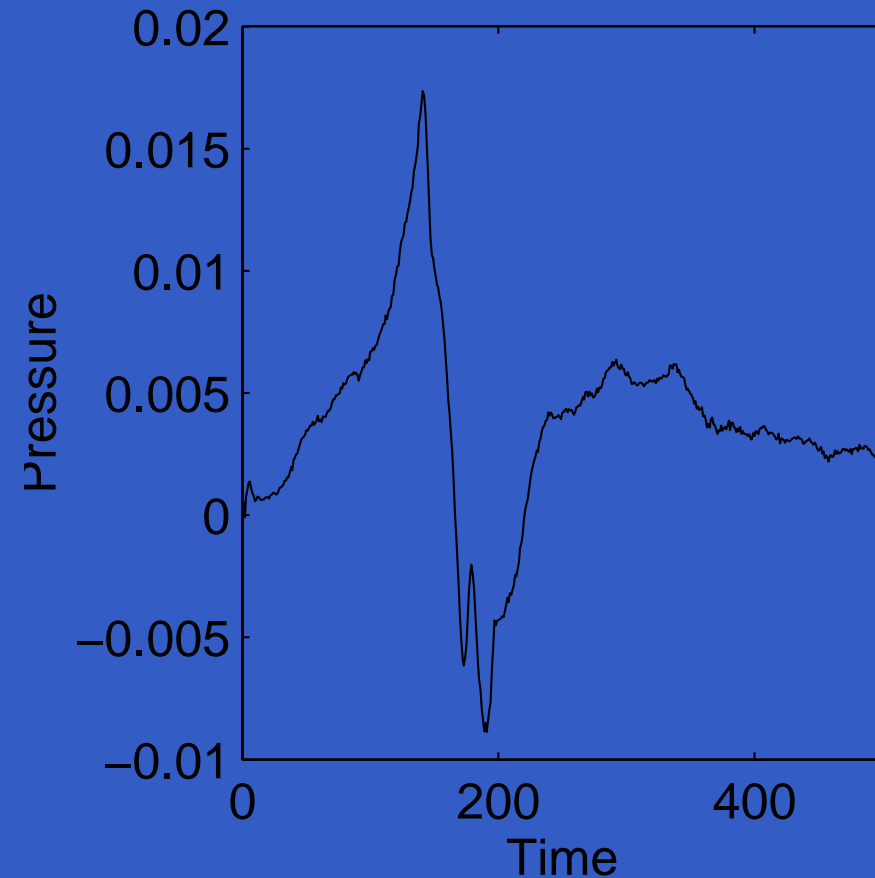
In the head: interior air drag, granular stress and gravity

In the body: air mixing on the top surface and gravity

Other Air Pressure Measurements

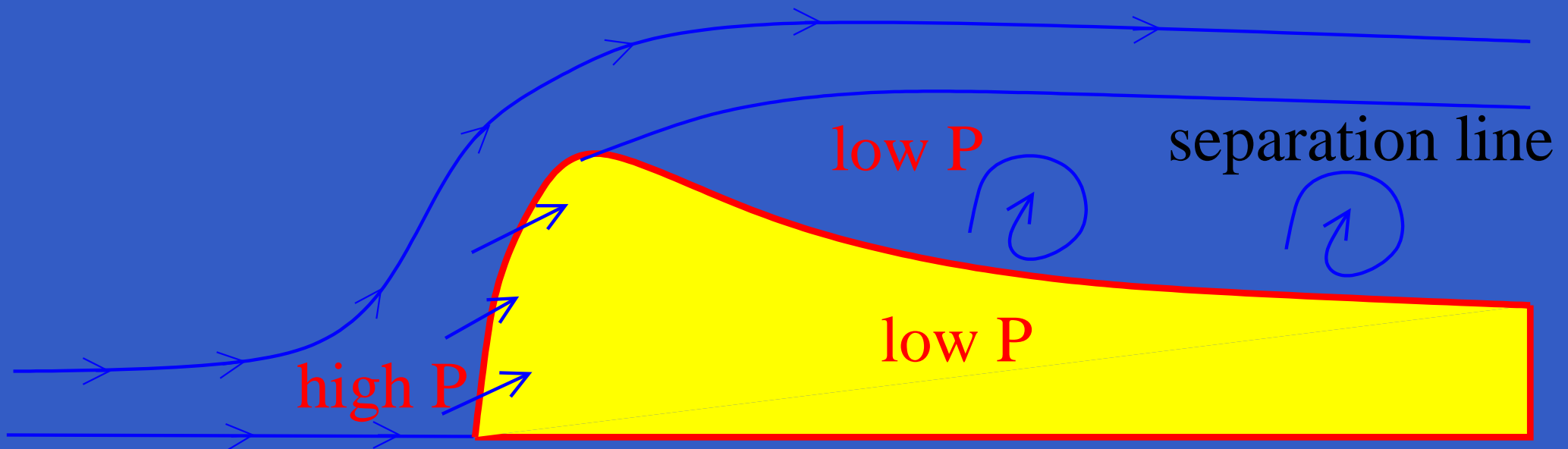


Air pressure data from a powder snow avalanche in Kurobe Canyon (Kouichi Nishimura 1996)



Air pressure data from a direct numerical simulation of a gravity current (Jocelyne Etienne 2003)

Air Flow Around the Avalanche

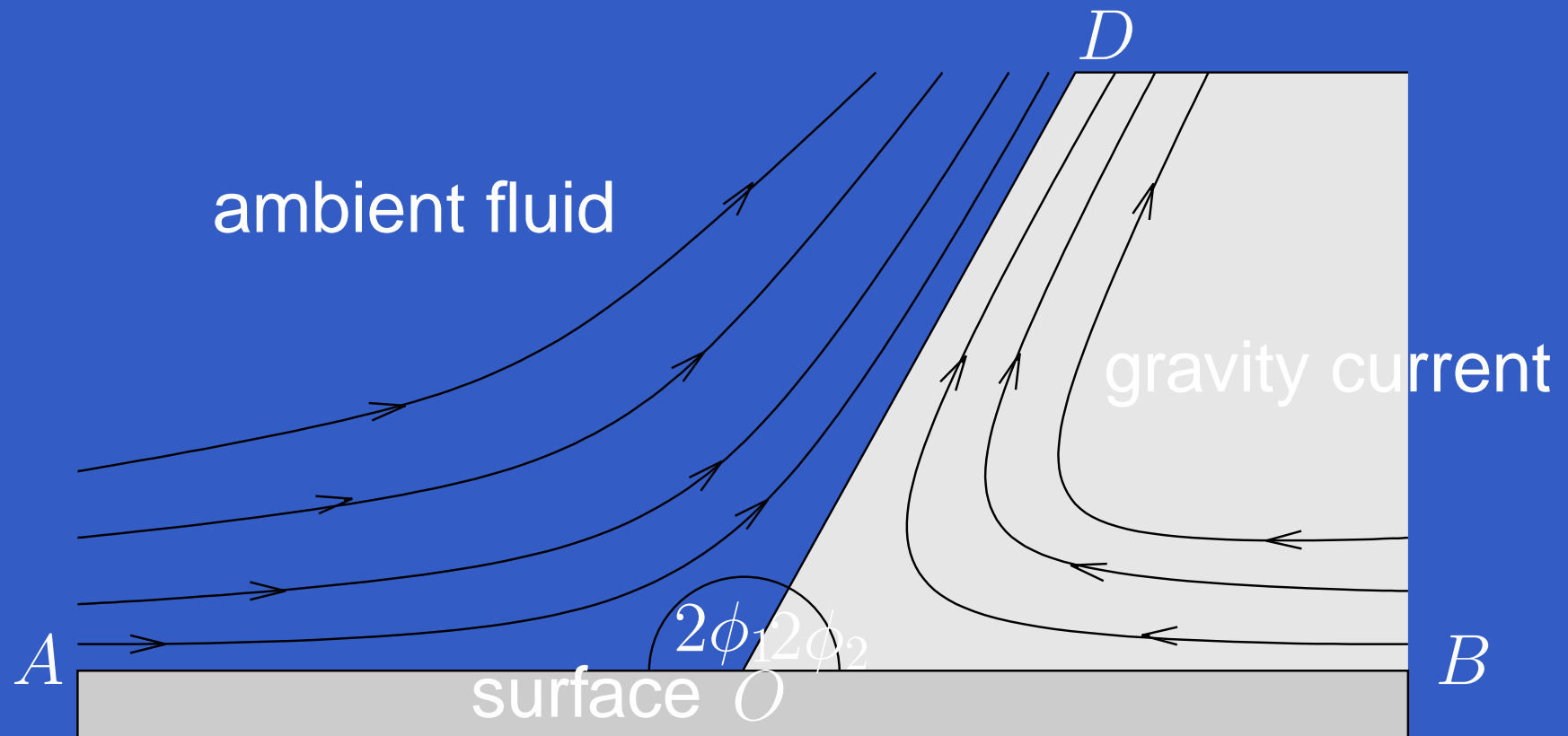


But no slip when flow is much larger than particles
If interior is static then porous flow gives

$$\nabla^2 p = 0 \quad \Rightarrow \quad p = \int^2 p \nabla G \cdot dA$$

p is average of external pressure

Flow in a wedge



Schematic in the vicinity of the front.

- pressure continuous
- velocity discontinuous
- high Reynolds number

Flow in a wedge

Lowest order term in stream function

$$\psi(r, \theta) = r^\alpha f(\theta)$$

Steady Euler equation is

$$0 = \mathbf{u} \cdot \nabla \omega = \alpha h \ddot{f} + (2 - \alpha) \dot{f} \ddot{f} + 2\alpha^2 f \dot{f}$$

Integrates to

$$h_\theta^2 = a - h^2 + bh^{2-2\alpha}, \quad h = f^{1/\alpha}$$

$$\int_h^1 \frac{dh}{\sqrt{1 - h^2 + b(h^{2-2\alpha} - 1)}} = |\theta|$$

Special Solutions

α	ϕ	ψ	note
α	$\pi/2$	$(r \cos \theta)^\alpha$	shear
α	$\pi/(2\alpha)$	$r^\alpha \cos(\alpha\theta)$	irrotational
α	$\phi \ll 1$	$1 - \frac{\theta}{\phi} = I_{h^{2(\alpha-1)}} \left(\frac{\alpha}{2(\alpha-1)}, \frac{1}{2} \right) + O(\phi^2)$	small angle
$\ll -1$	ϕ	$r^\alpha \frac{\sin(\phi-\theta)}{\sin \phi} + O\left(\frac{1}{\sqrt{-\alpha}}\right)$	singular
$1/2$	ϕ	$\sqrt{r} \sqrt{1 - \frac{\sin^2 \frac{\theta}{2}}{\sin^2 \frac{\phi}{2}}}$	singular
1	ϕ	$\approx r \frac{(1+b) \cos(\theta\sqrt{1-b}) - 2b}{1-b}^\dagger$	
$3/2$	ϕ	elliptic	linear pressure
2	ϕ	$r^2 \left(1 - \frac{\sin^2 \theta}{\sin^2 \phi} \right)$	
$\gg 1$	ϕ	$r^\alpha \cos \theta + O\left(\frac{1}{\alpha}\right)$	$ \theta < \phi - O\left(\frac{1}{\alpha}\right)$

Boundaries

Can calculate exactly on boundaries

$$\mathbf{u}(\pm\phi) = \mp c\alpha r^{\alpha-1} \hat{\mathbf{r}}$$


Pressure is only function of r

$$p = \rho r \hat{\mathbf{r}} \cdot \mathbf{g} - \frac{1}{2} \rho c^2 \alpha^2 r^{2\alpha-2}$$

External flow must be irrotational therefore

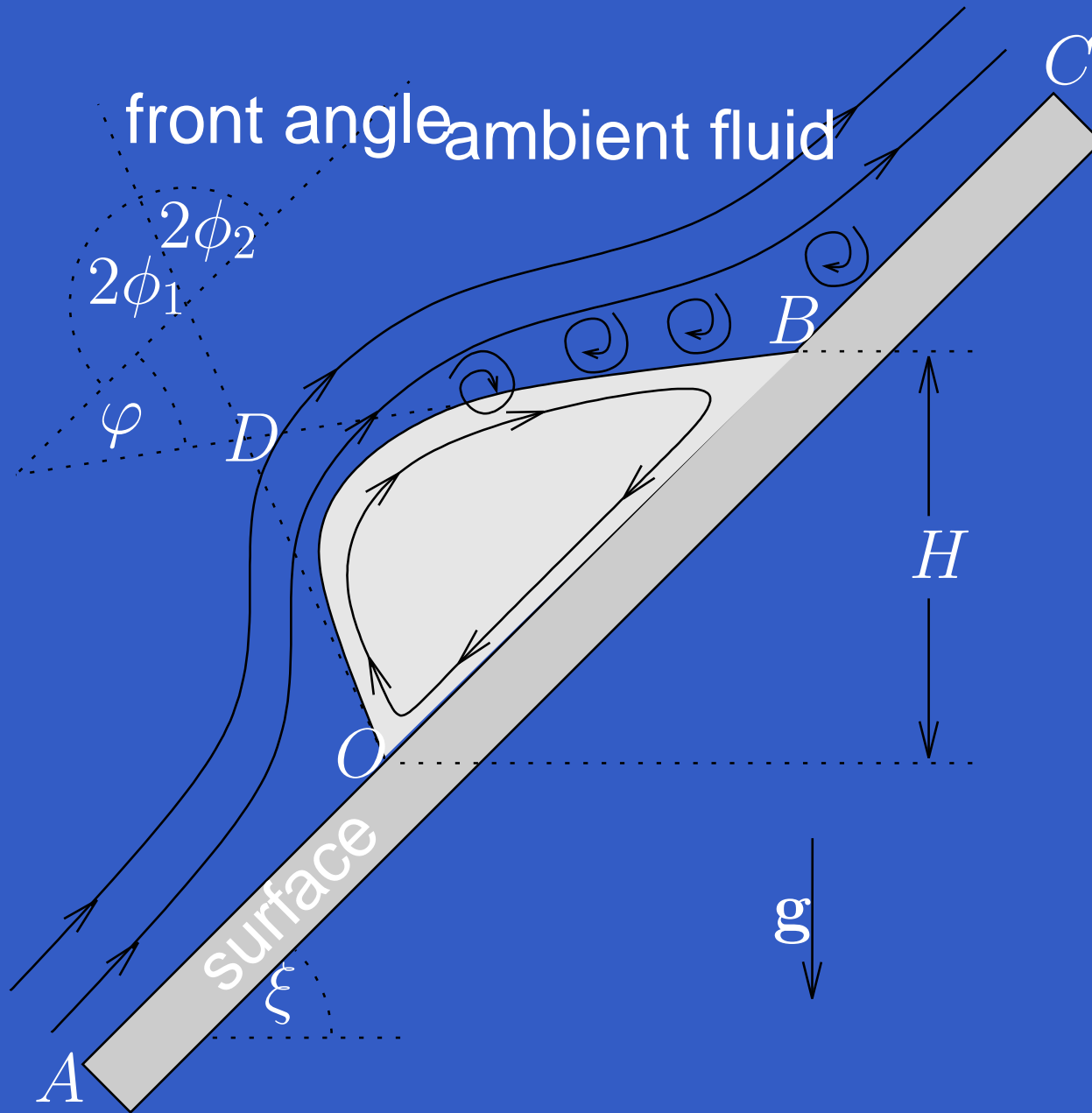
Matching across front forces $\alpha = 3/2$ and 60°

Polystyrene balls

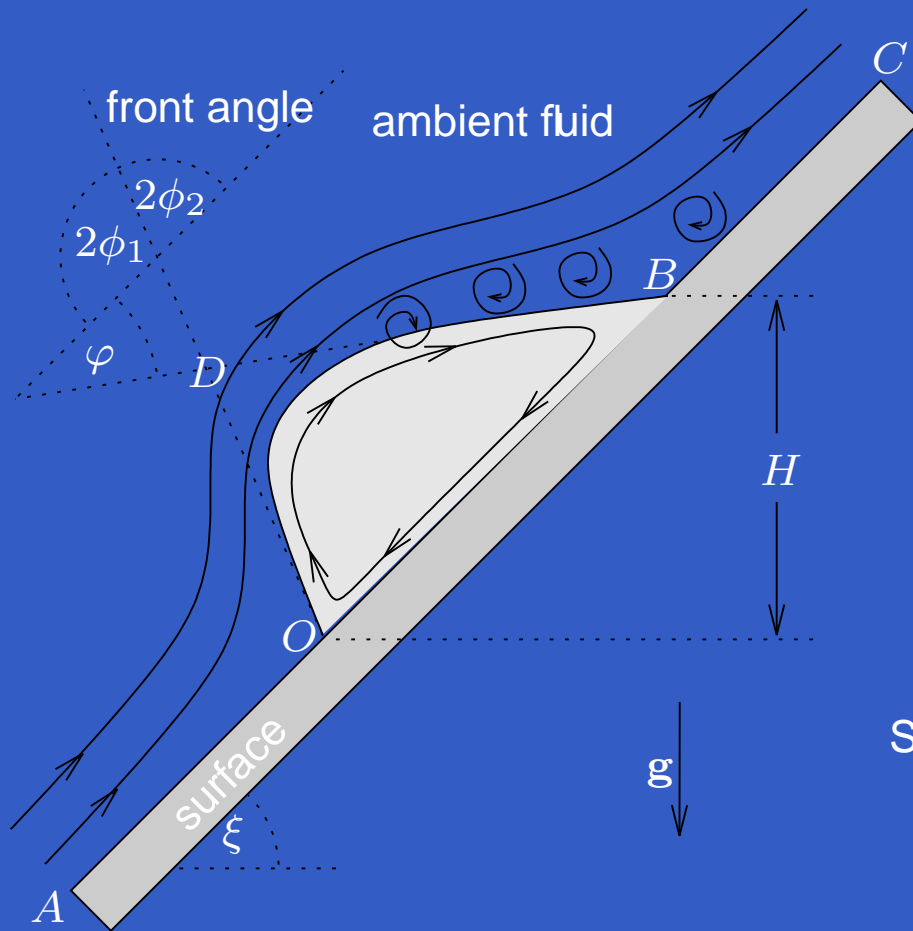


angle is constant

Schematic of a gravity current on an incline



Flow reflection

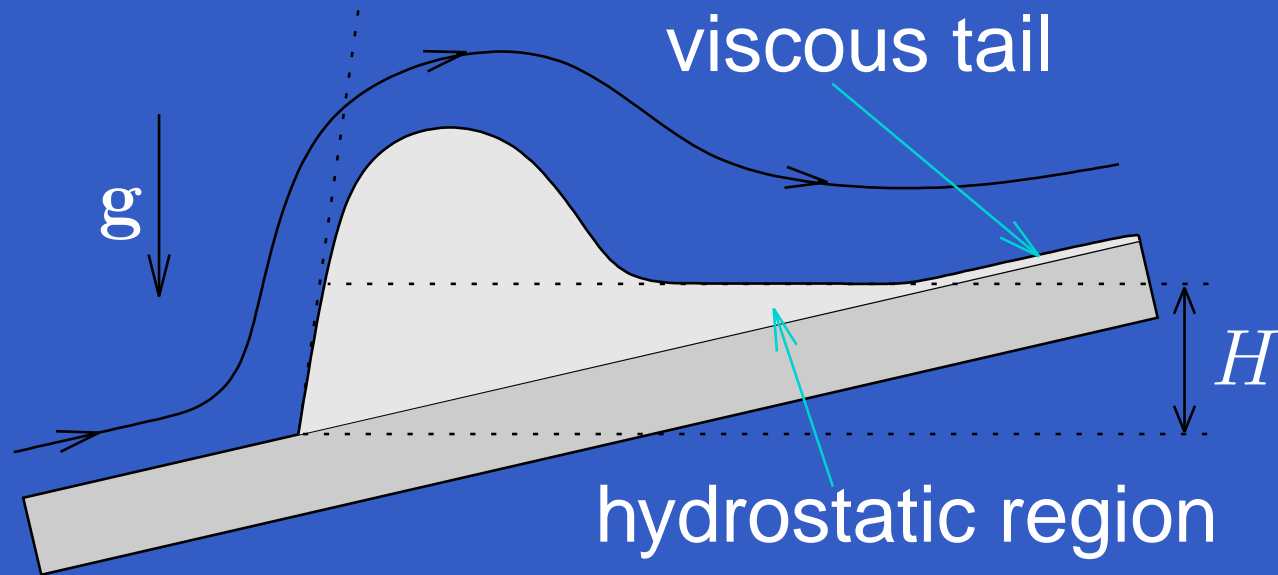
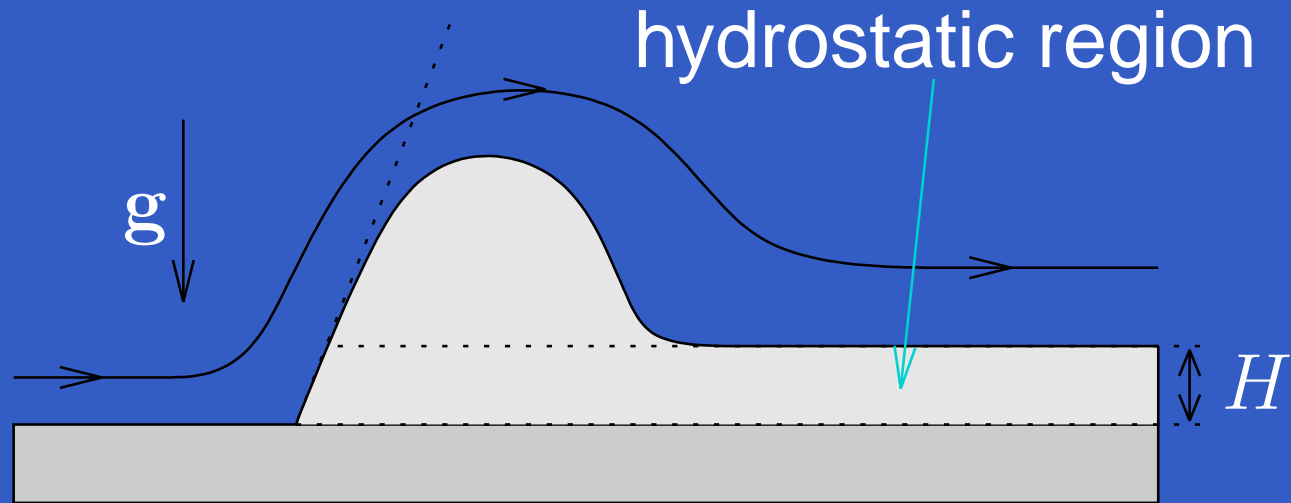


Solutions are symmetric in a wedge

$$\begin{aligned}
 p_{OA}(r) &= p_1(r, \phi_1) &= -\frac{1}{2}\rho_1 u_1^2 - g\rho_1 r \sin(\xi + \pi) \\
 p_{OD}(r) &= p_1(r, -\phi_1) &= -\frac{1}{2}\rho_1 u_1^2 - g\rho_1 r \sin(\xi + \Phi) \\
 &= p_2(r, \phi_2) &= -\frac{1}{2}\rho_2 u_2^2 - g\rho_2 r \sin(\xi + \Phi) \\
 p_{OB}(r) &= p_2(r, -\phi_2) &= -\frac{1}{2}\rho_2 u_2^2 - g\rho_2 r \sin(\xi).
 \end{aligned}$$

So that $p_{OB} = p_{OA} - 2g\rho_1 r \sin \xi + g(\rho_2 - \rho_1)r[\sin(\xi + \Phi) - \sin \xi]$.

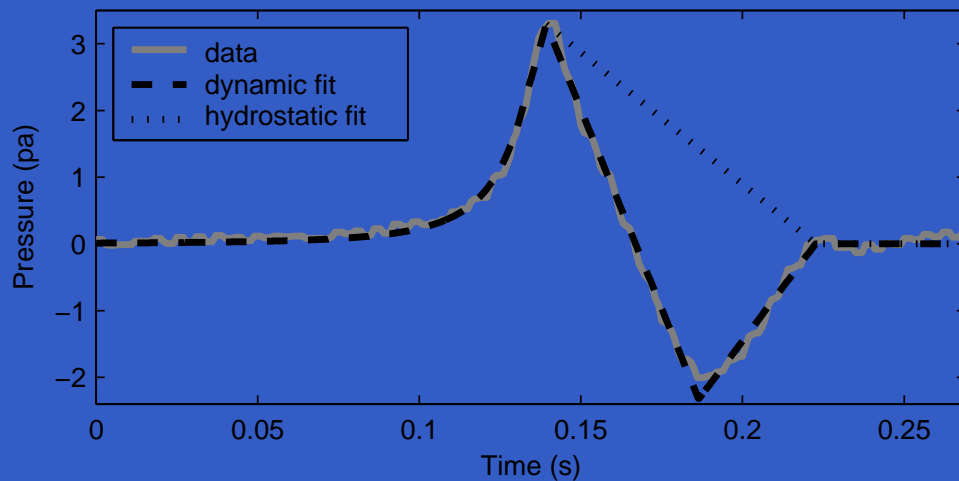
Global flow



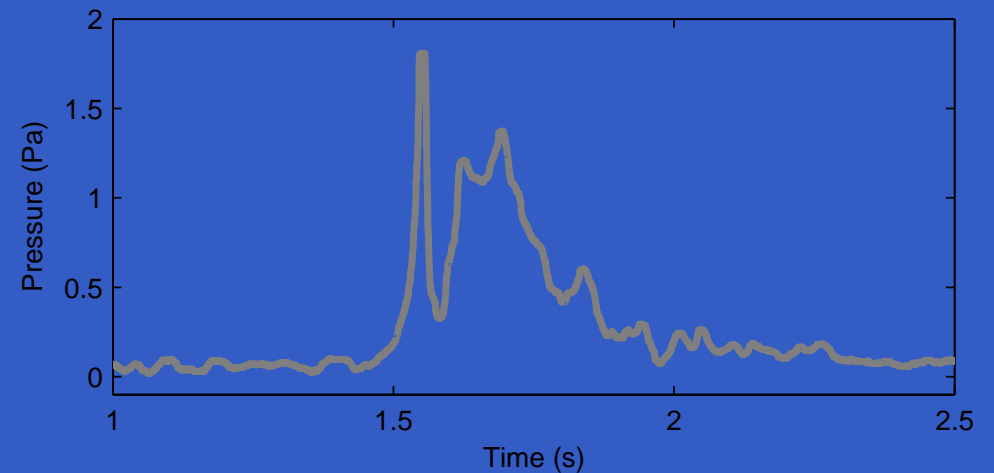
Global flow

$$p = \begin{cases} \frac{1}{2} \rho_1 U^2 \frac{R^3}{(r+R)^3} \left(2 - \frac{R^3}{(r+R)^3} \right) & OA \quad r/R > \lambda - 1 \\ \frac{1}{2} \rho_1 U^2 \left(1 - \kappa \frac{r}{R} \right) & OA \quad r/R < \lambda - 1 \\ \frac{1}{2} \rho_1 U^2 \left(1 - \kappa \frac{r}{R} \right) + 2g(\rho_2 - \rho_1)r \sin(\phi_2) \cos(\xi + \phi_2) & OB \quad r/R < O(\lambda - 1) \\ \text{unknown} & OB \quad r/R = O(\lambda - 1) \\ \approx 0, \text{ but turbulent fluctuations} & BC. \quad \kappa \approx 1.01, \lambda \approx 1.39 \end{cases}$$

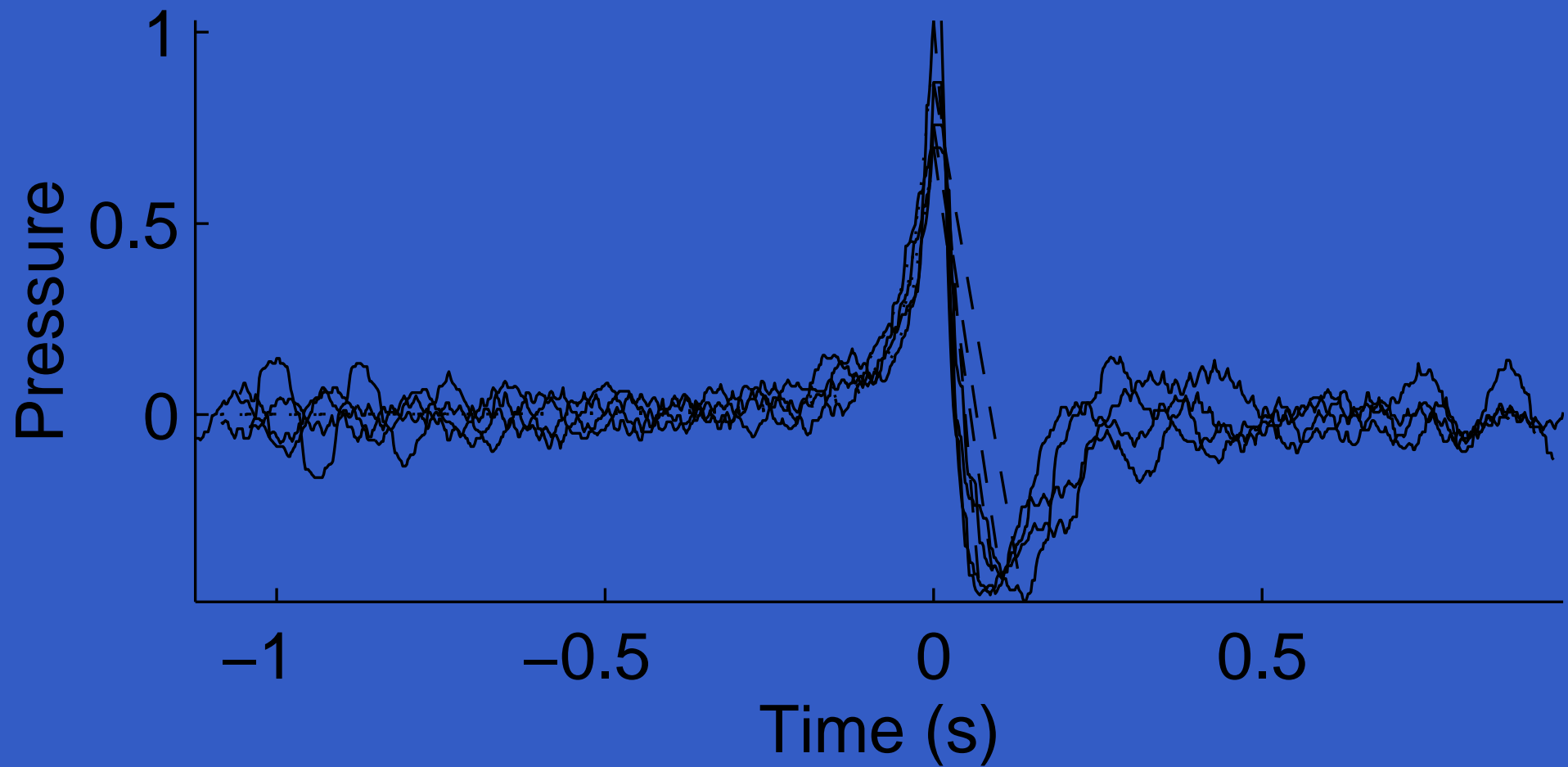
Air pressure in small powder cloud



Air pressure in small dense flow



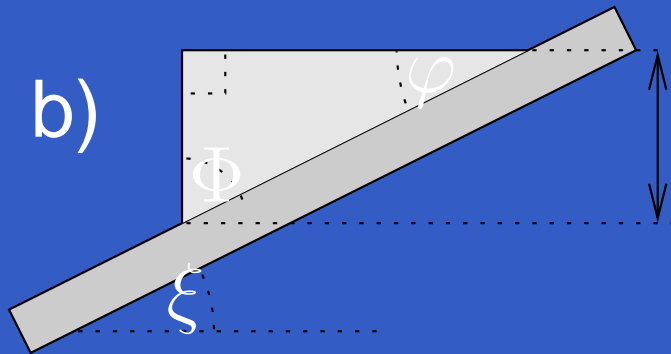
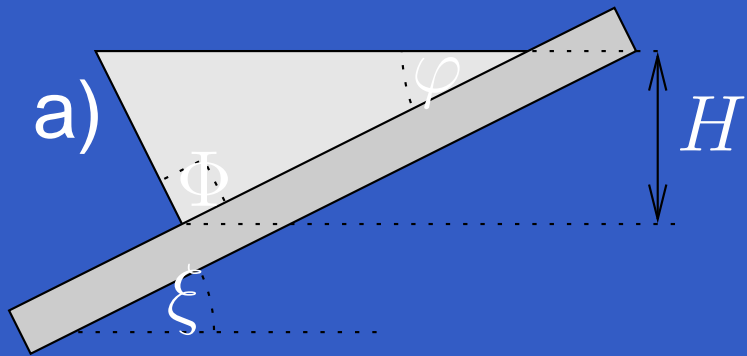
Pressure In Snow Experiments



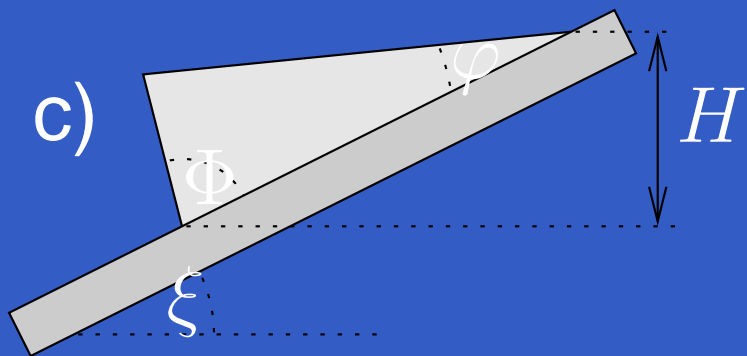
Conclusions

- extends result of von Kármán (1940) and Benjamin (1968)
- any angle
- internal motion
- front angle is 60°
- Froude number $\sqrt{2}$
- explains large negative pressures
- unreasonable effectiveness of shallow water equations

Dependence of flow speed on flow volume



H volume V , width W



$$V = \frac{1}{2} W H^2 \frac{\sin \Phi \sin \varphi}{\sin^2 \xi \sin(\Phi + \varphi)}$$

U

$=$

$$\left[2g \left(\frac{\rho_2}{\rho_1} - 1 \right) \right]^{\frac{1}{2}} \left[\frac{2V}{W} \frac{\sin^2 \xi \sin(\Phi + \varphi)}{\sin \Phi \sin \varphi} \right]^{1/4}$$

Extension to three-dimensional flows

External potential flow

$$\psi = r^{\frac{3}{2}} P_{\frac{3}{2}}(\cos \theta),$$

Solution possible *only* on vertical slopes

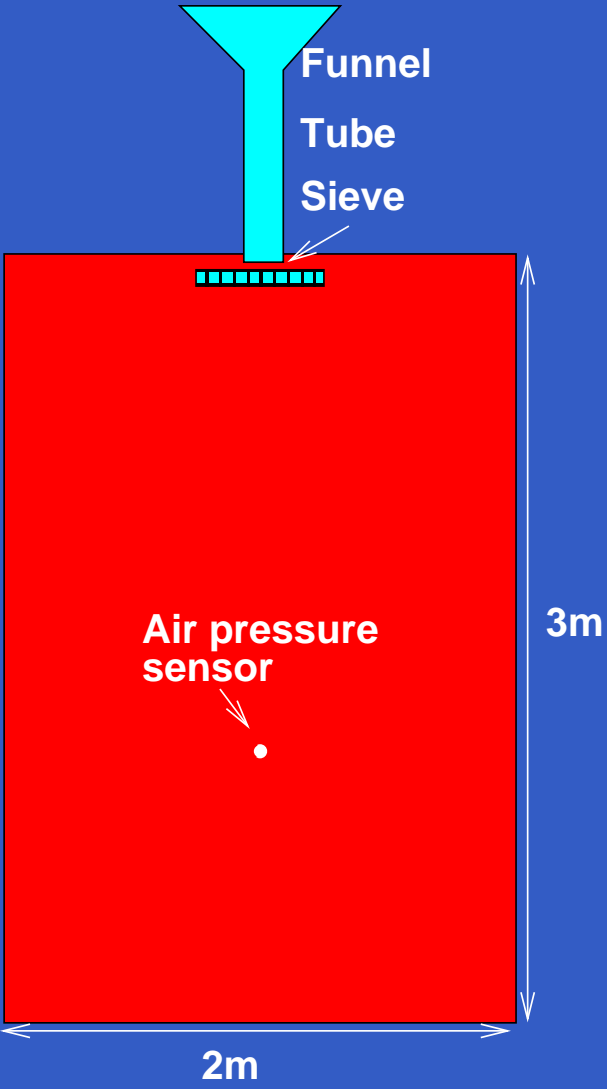
Front angle of 65° .

Aims: Investigate flow structure

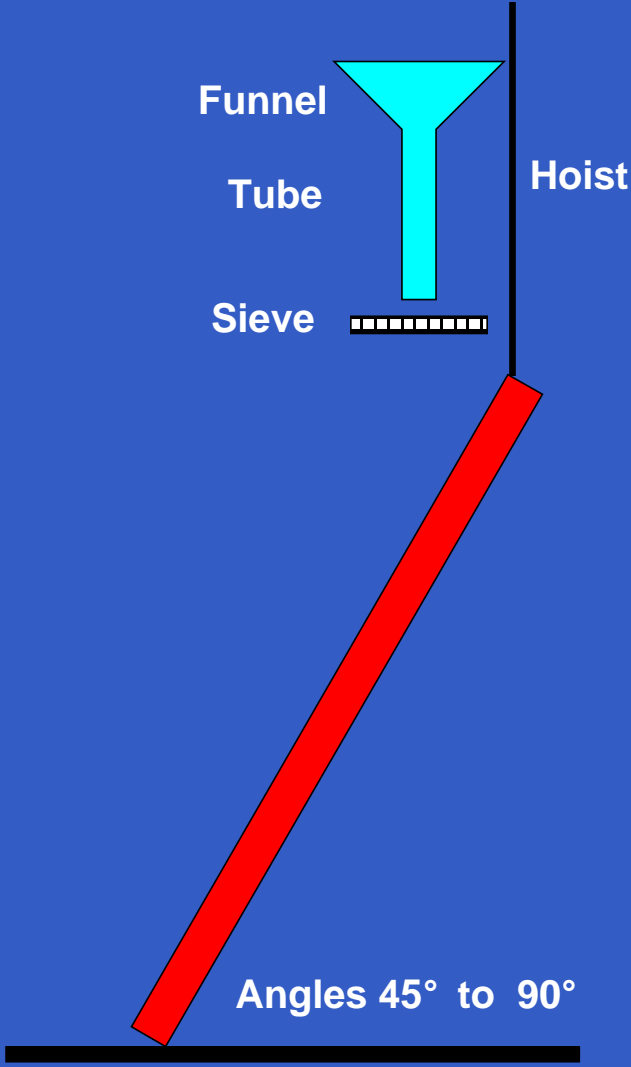
Use steep slopes to give a low Richardson number for large density difference.

- Transition to suspension
- Spreading
- Limited entrainment
- Steady flows

Experimental Setup Davos

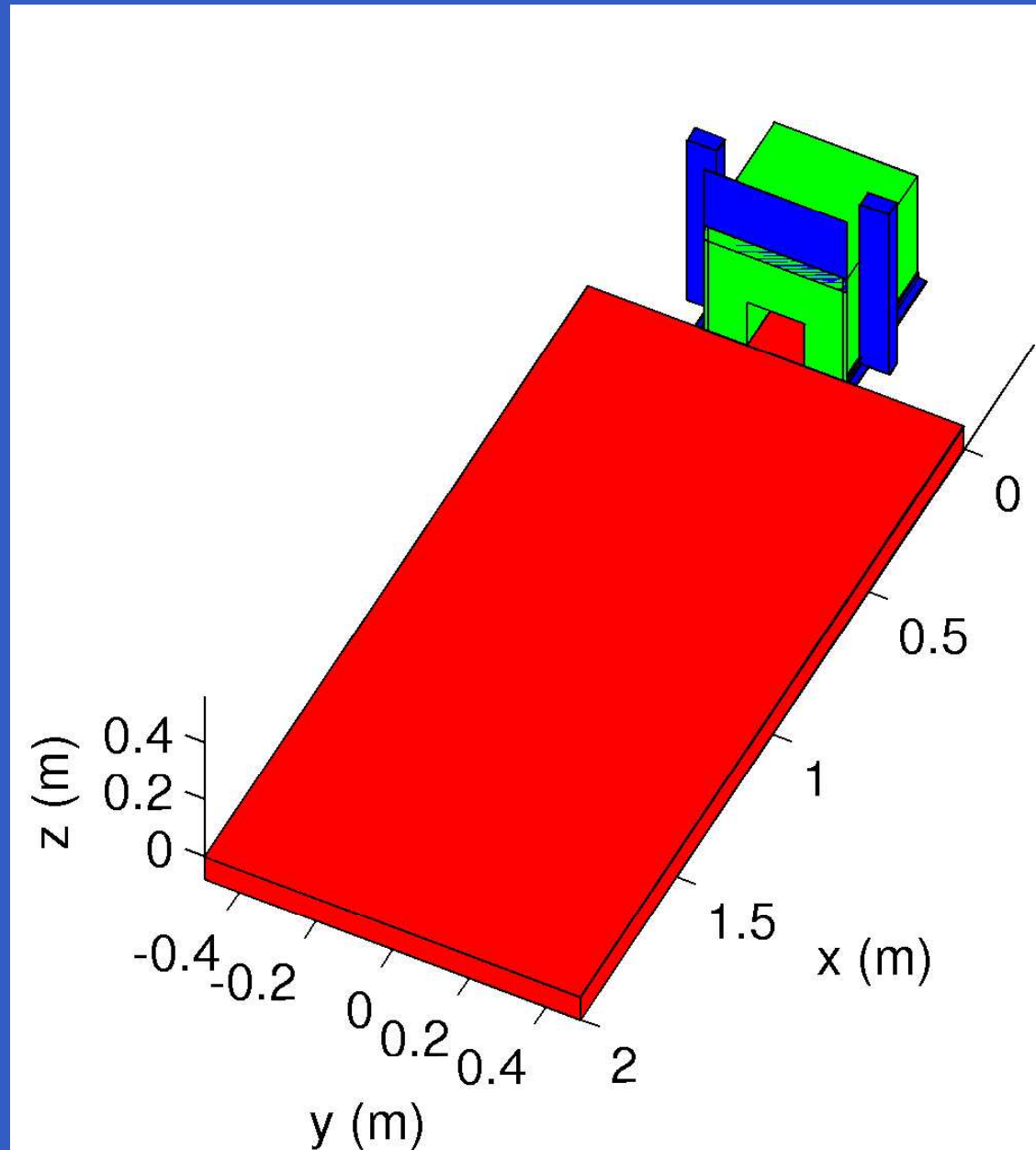


front view



side view

Experimental Setup Cambridge



Material Properties

	snow	polystyrene
temperature	-16°C	25°C
bulk density	200 kg/m^3	19 kg/m^3
density	300 kg/m^3	32 kg/m^3
diameter	$0.25\text{--}0.75\text{ mm}$	$2\text{--}4\text{ mm}$
velocity	$0.1\text{--}0.5\text{ m/s}$	$0.3\text{--}0.7\text{ m/s}$
Re_p	$2\text{--}30$	$40\text{--}150$
Length	$1\text{--}28\text{ mm}$	$9\text{--}35\text{ mm}$
Half length	$1\text{--}4\text{ mm}$	$1\text{--}5\text{ mm}$
Half time	$0.01\text{--}0.03\text{ s}$	$0.02\text{--}0.03\text{ s}$

Flow Properties

volume	0.1–8.0 l
duration	0.5–2 s
velocity	2–6 m/s
width	0.1–1 m
height	0.01–0.5 m
Fr	1–10
Ri	0–100
Re	10^4 – 10^6

Videos of Results

100 ml side

8000 ml side

100 ml front


8000 ml front

angle	31.5	45.0	58.5	75.5	91.0
-------	------	------	------	------	------

100 ml	f s	f s	f s	f s	f s
--------	-----	-----	-----	-----	-----

8000 ml	f s	f s	f s	f s	f s
---------	-----	-----	-----	-----	-----

Side View 8 Litre Avalanches



31.5° slope

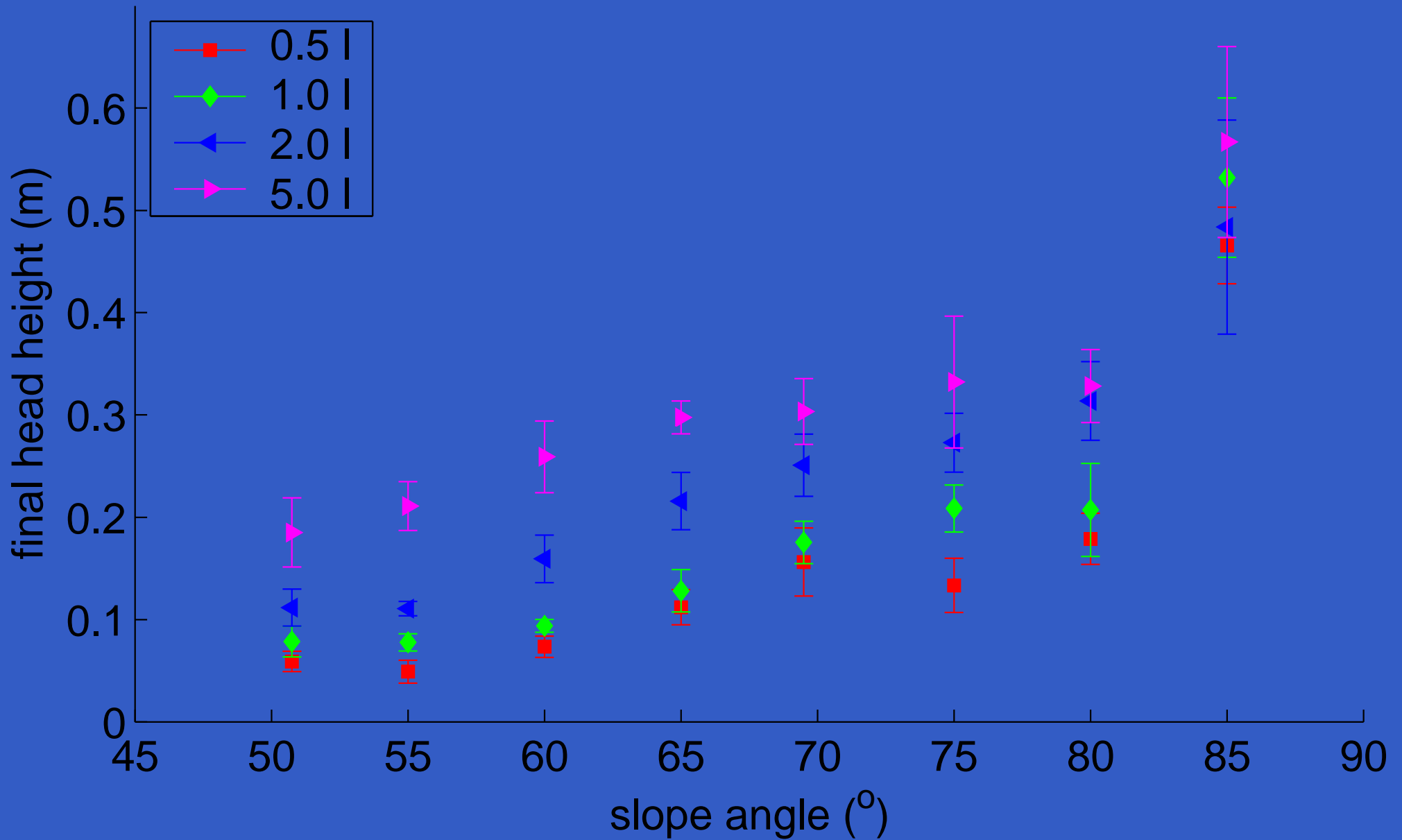


58.5° slope

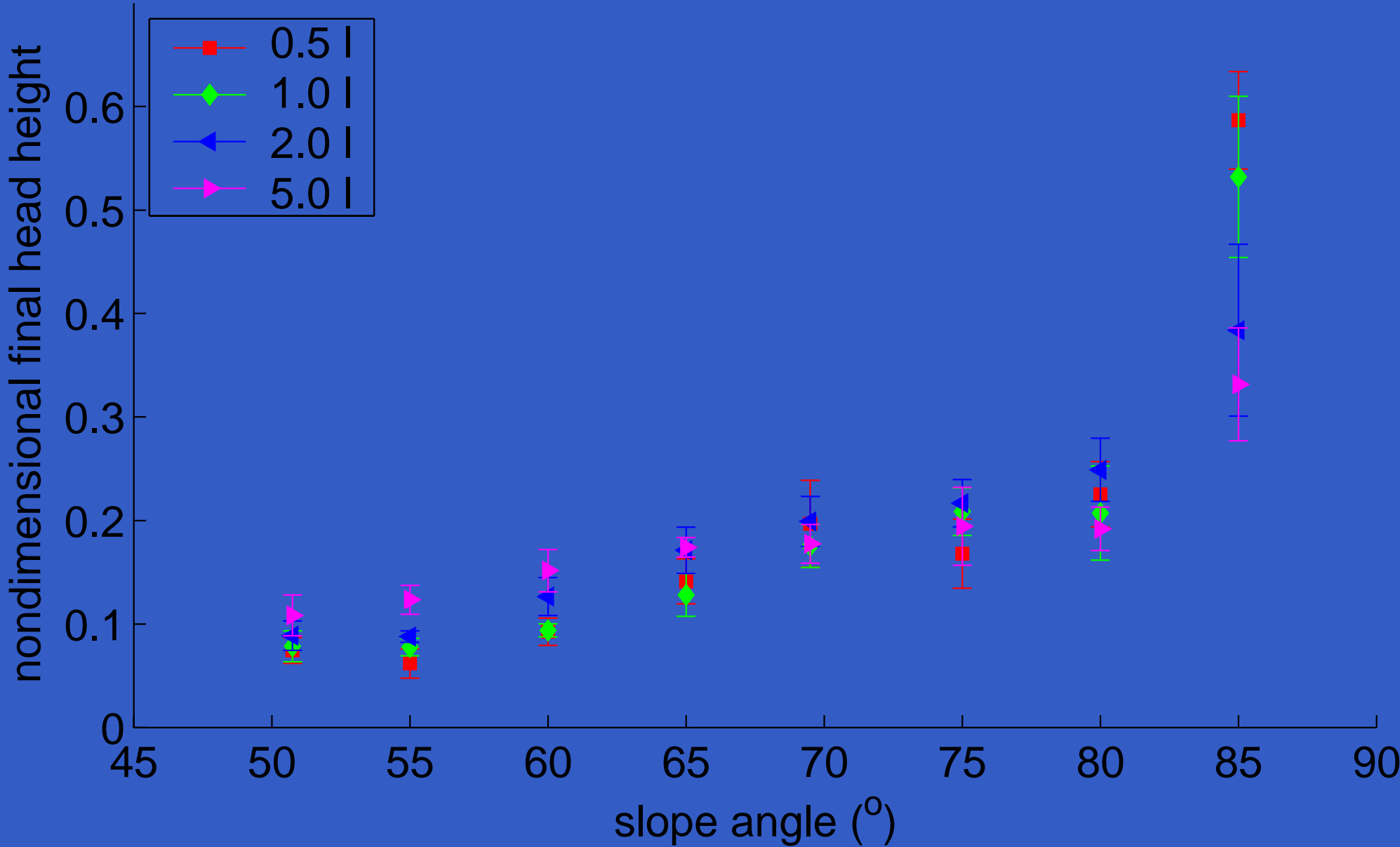


91.0° slope

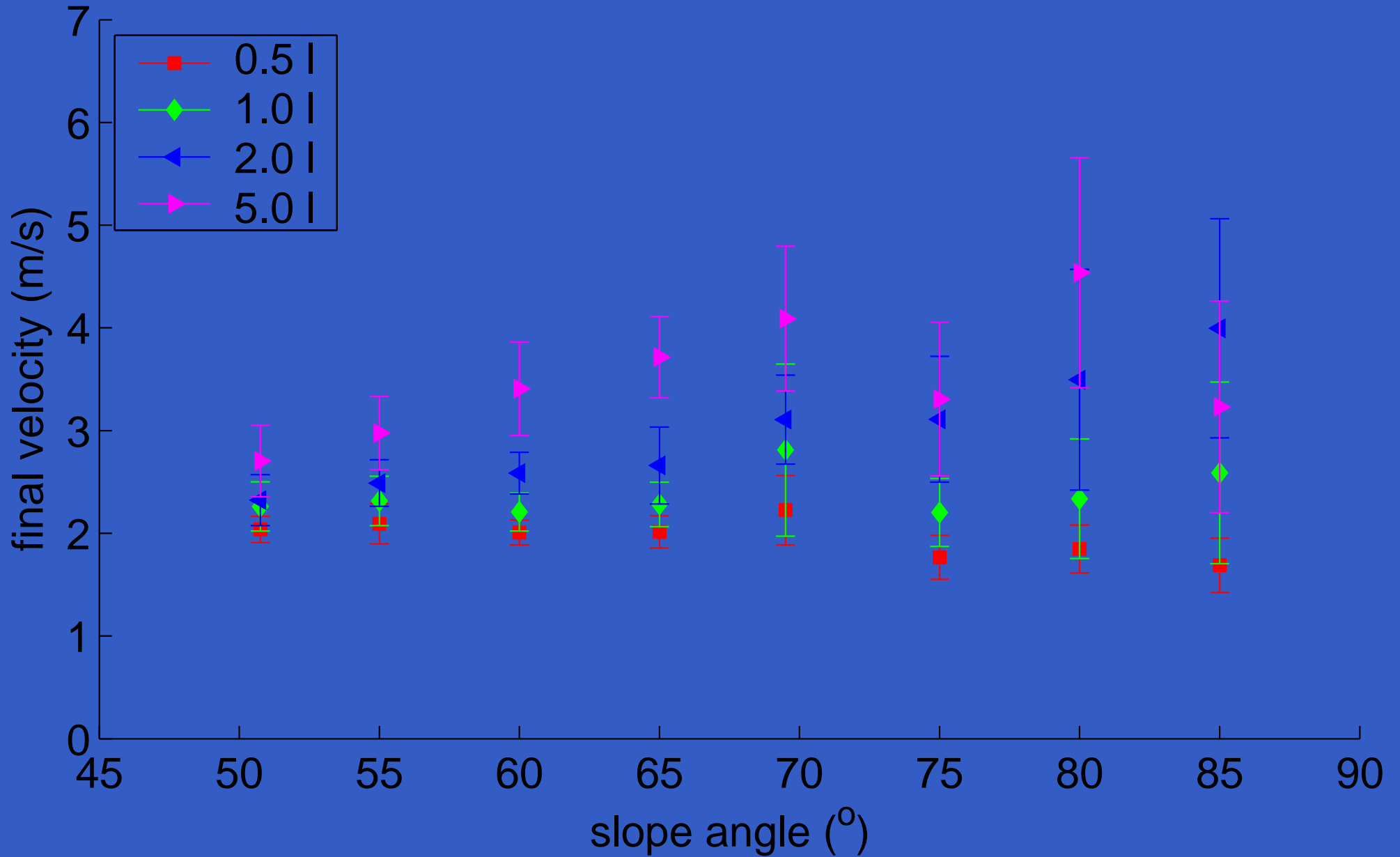
Polystyrene Final Height



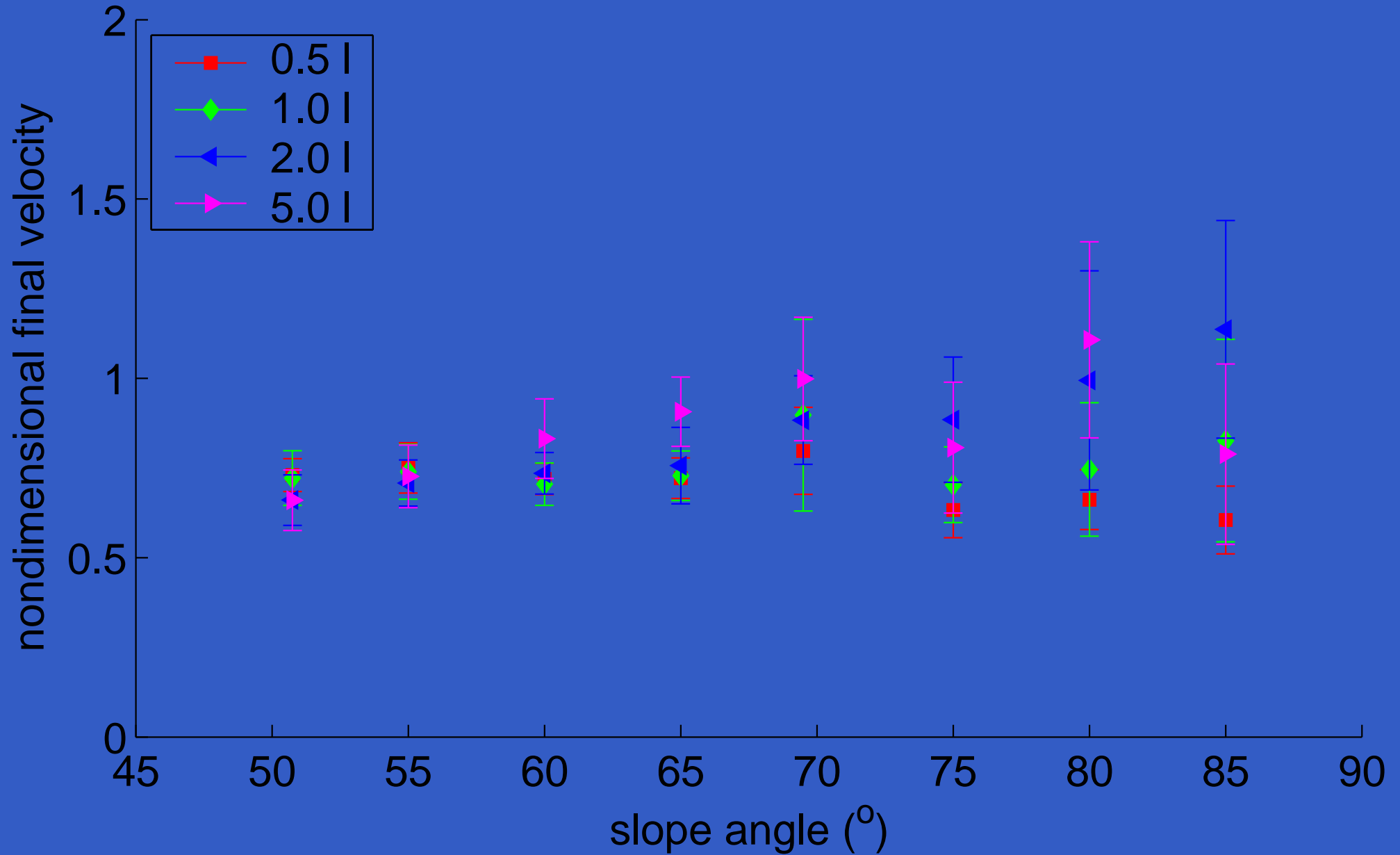
Polystyrene Final Nondimensional Height



Polystyrene Final Velocity



Polystyrene Final Nondimensional Velocity



$$v = (1.5 \pm 0.2) (g'Q)^{1/3}$$

v front velocity $[LT^{-1}]$

Q volume flux per unit area $[L^2T^{-1}]$

g' density adjusted gravity $[LT^{-2}]$

Key results

- velocity is constant
- velocity independent of slope angle
- mean flow 60% larger than front velocity

Problems

- Extend to 3d
- Fixed buoyancy

$$v = \alpha(\theta) \left(\frac{g'Q}{x_f} \right)^{1/2} \quad \alpha(\theta) = \begin{array}{ll} 2.6 \pm 0.2 & \theta = 15^\circ \\ 1.5 \pm 0.2 & \theta = 90^\circ \end{array}$$

v	front velocity	$[LT^{-1}]$
Q	flow volume	$[L^2]$
g'	density adjusted gravity	$[LT^{-2}]$
x_f	front position	$[L]$

Assumptions

- Boussinesq
- Ignores sedimentation
- α is function of θ not Ri
- No drag

Non-Boussinesq With Drag

$$\frac{d}{dt}[v(1 + h^2)] = 1 - \beta v^2 h$$

$$\frac{d}{dt}h = v\alpha - \delta$$

v front velocity

h height

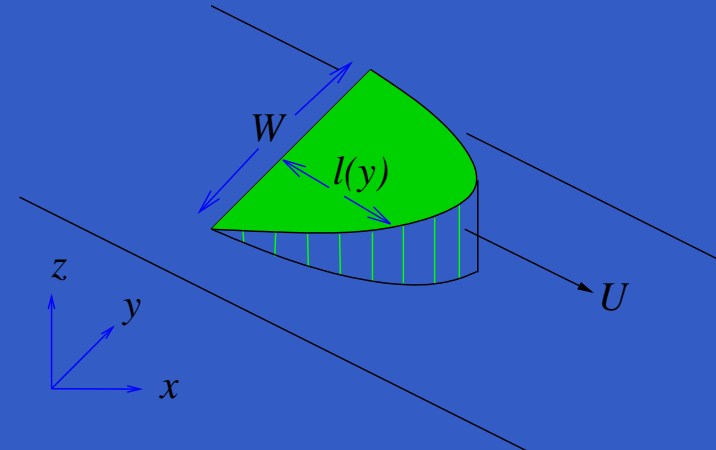
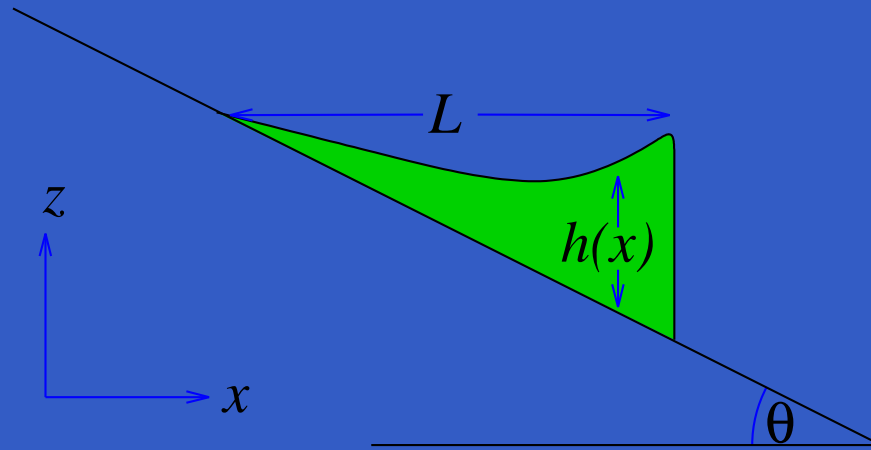
β drag

α entrainment

δ sedimentation

(all Nondimensional)

Neglects lateral spreading




$$\frac{\partial h}{\partial t} + \nabla \cdot (h\mathbf{u}) = 0 \quad h = 0 \quad \text{rear}$$

$$\frac{\partial \mathbf{u}}{\partial t} + \mathbf{u} \cdot \nabla \mathbf{u} + g''(\nabla h - \tan \theta \hat{\mathbf{z}}) = 0 \quad u = K \sqrt{g' h} \sqrt{1 + \left(\frac{dl}{dy}\right)^2} \quad \text{front}$$

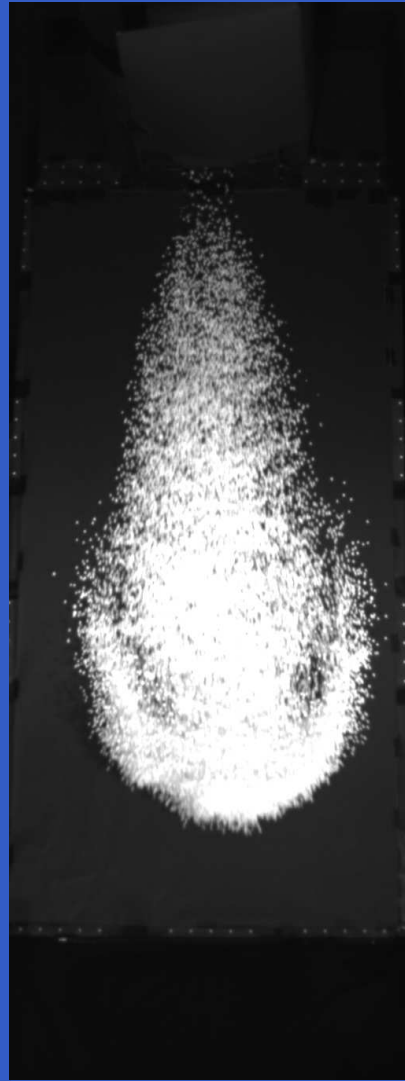
Steady solution possible

$$W/L = \pi, U \propto (\tan \theta)^{1/3} V^{1/6}, V \text{ is volume}$$

Front View 8 Litre Avalanches



31.5° slope

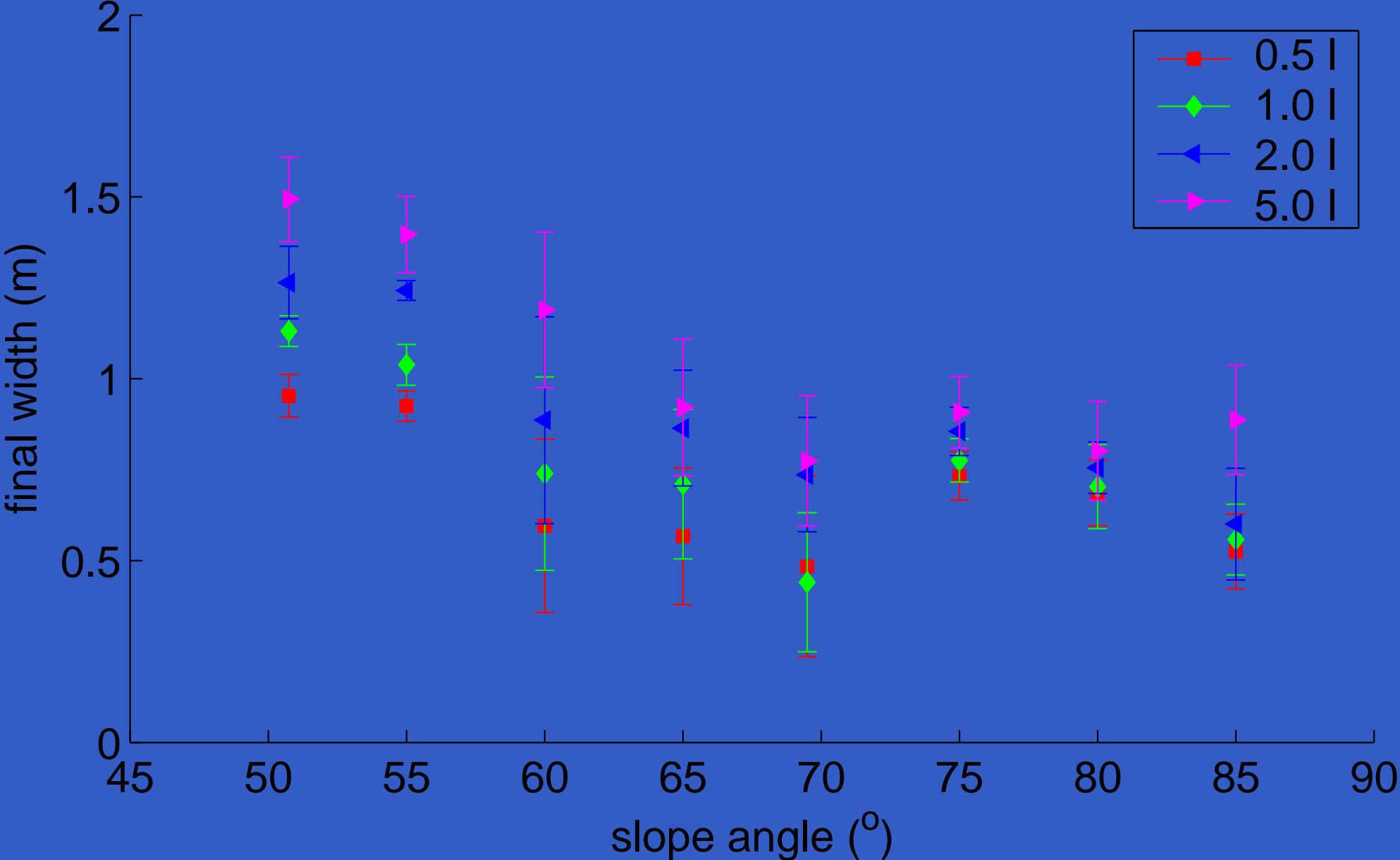


58.5° slope

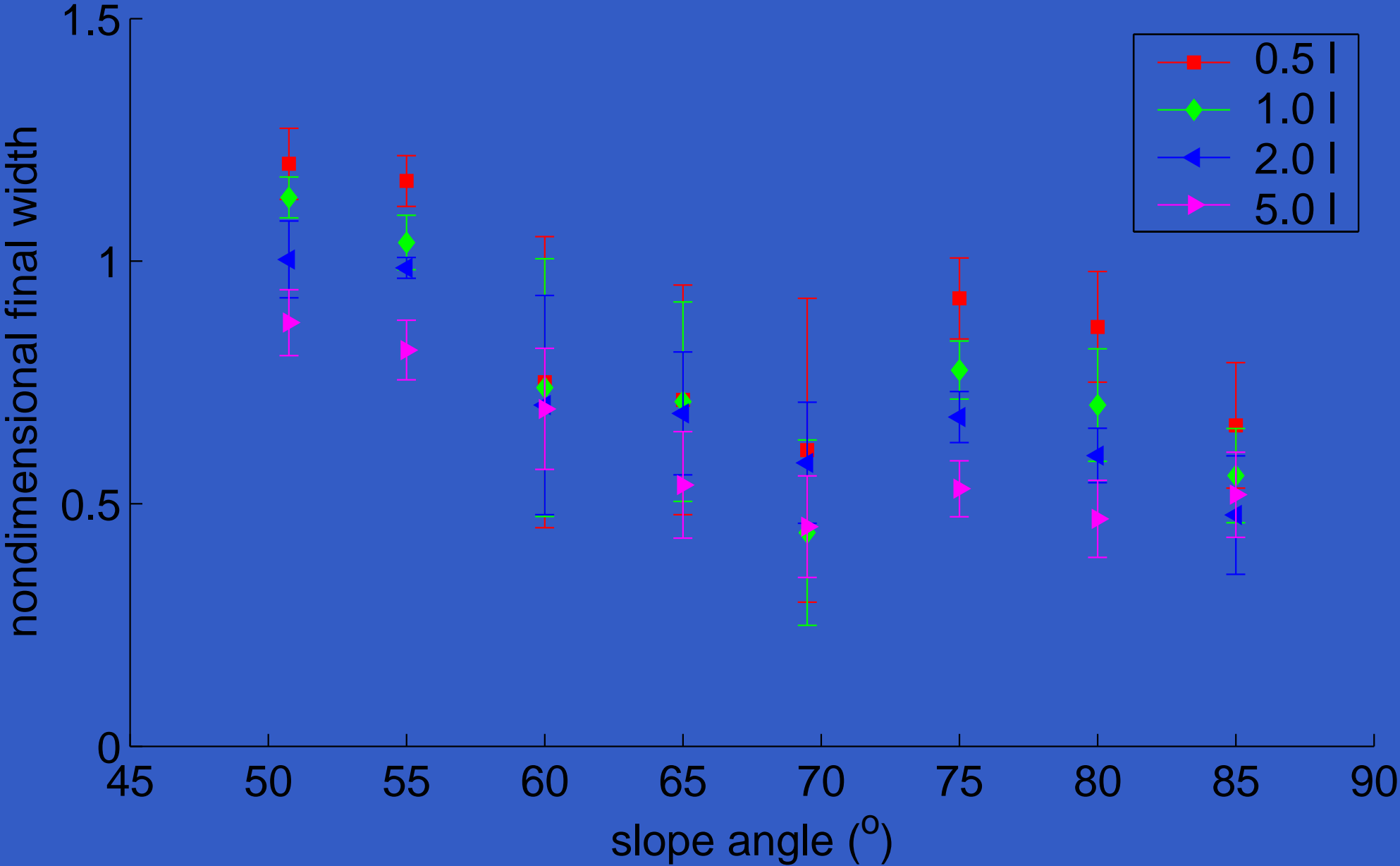


91.0° slope

Polystyrene Final Width




Polystyrene Final Nondimensional Width



Lateral Spreading

- Hydrostatic pressure
- Dynamic pressure
- Inertia
- Ambient pressure field
- Ambient entrainment
- Surface drag

Sensor design



Mast Mounting



Flow Around the Sensor

The pressure is effected by the sensor

$$p(\mathbf{x}_i) = p_0 + \frac{1}{8}\rho[9(\mathbf{u} \cdot \hat{\mathbf{x}}_i)^2 - 5u^2].$$

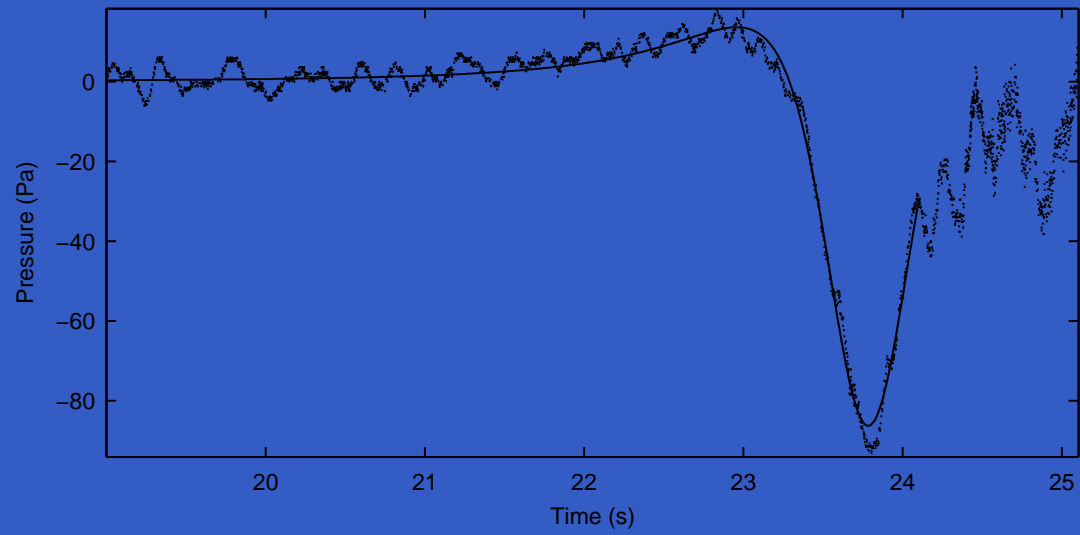
Average over 8 holes is

$$p = p_0 - \frac{1}{64}\rho[13u^2 + 9(\mathbf{u} \cdot \hat{\mathbf{z}})^2].$$

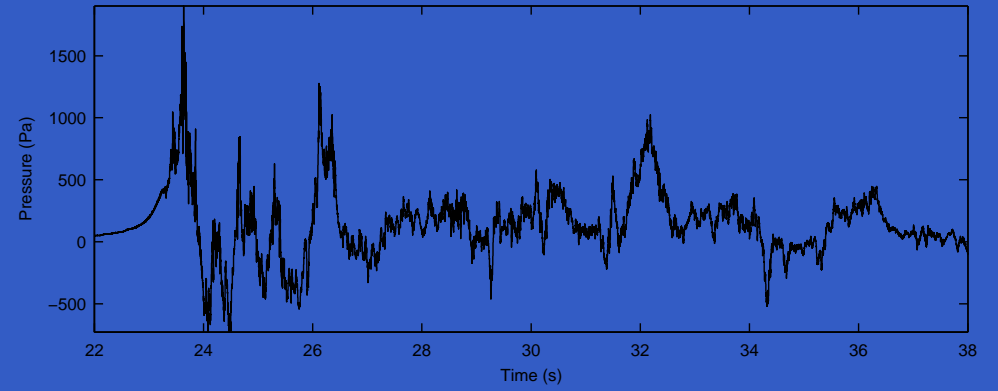
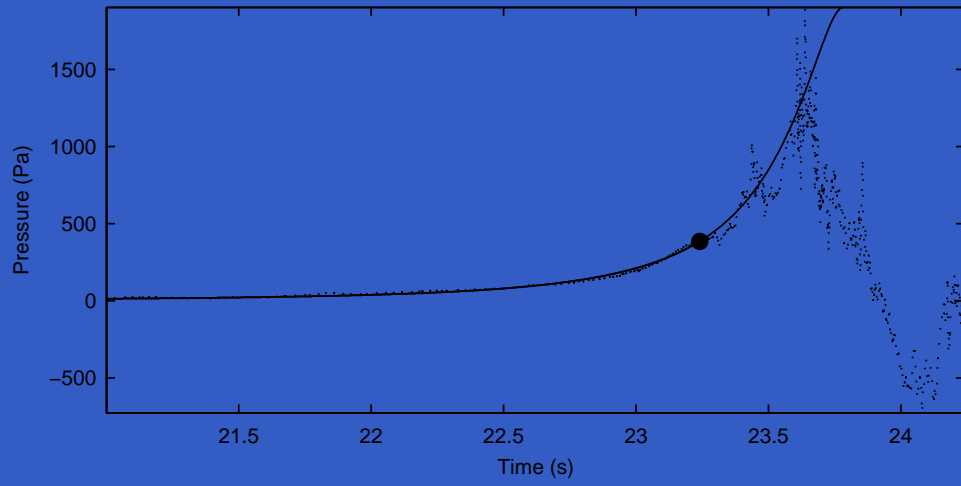
Measured pressure is always lower

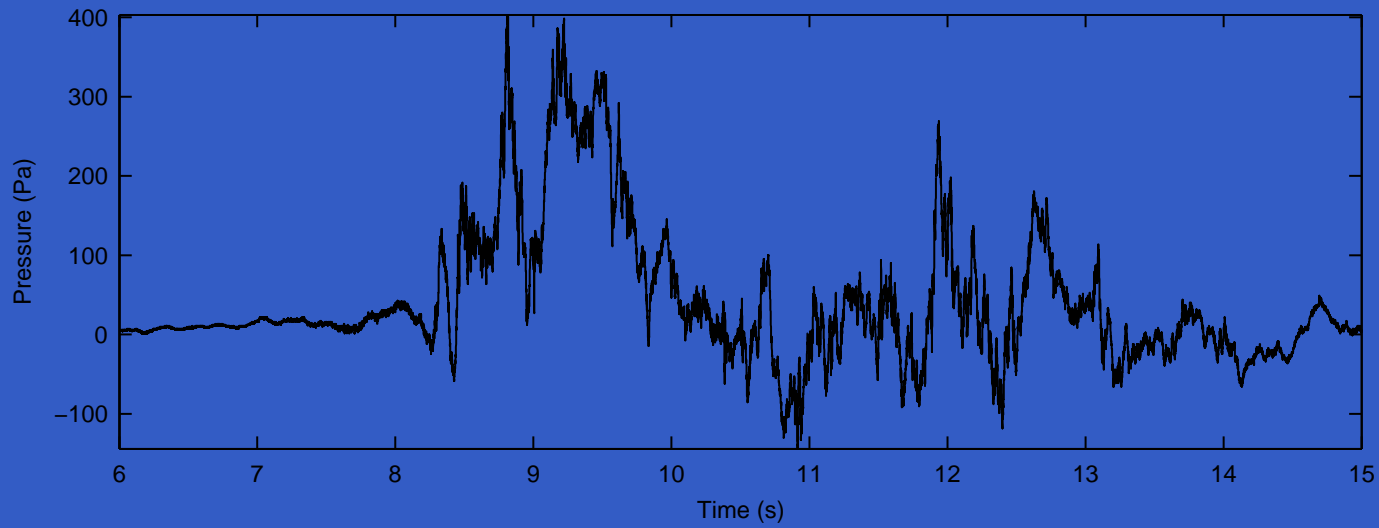
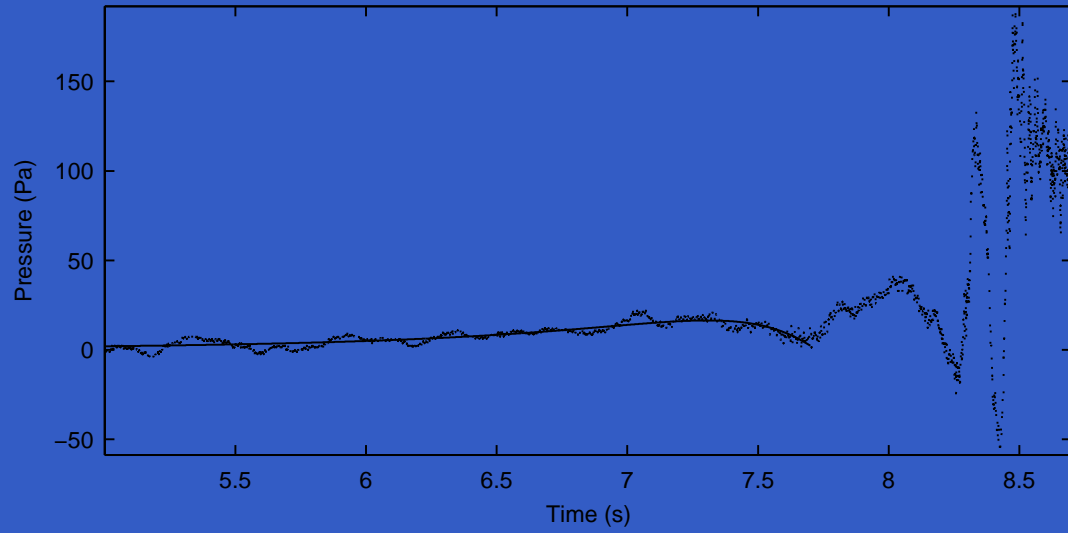
For irrotational flow $-1/2\rho u^2 = p_0$ so increase observed pressures by between $1 + \frac{13}{32}$ and $1 + \frac{22}{32}$

Avalanche no. 628

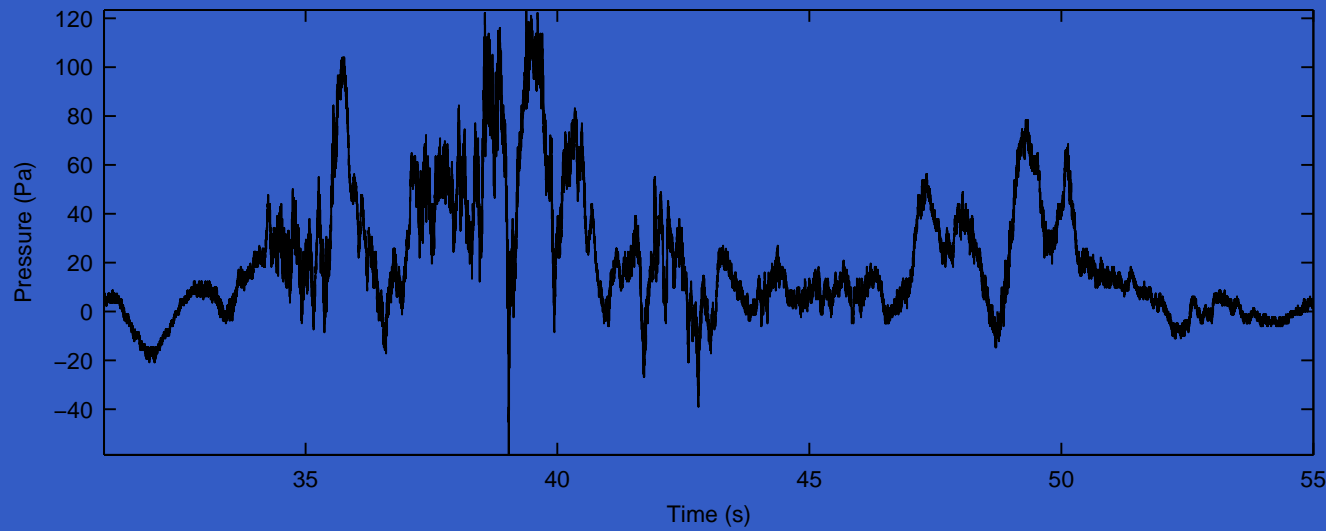
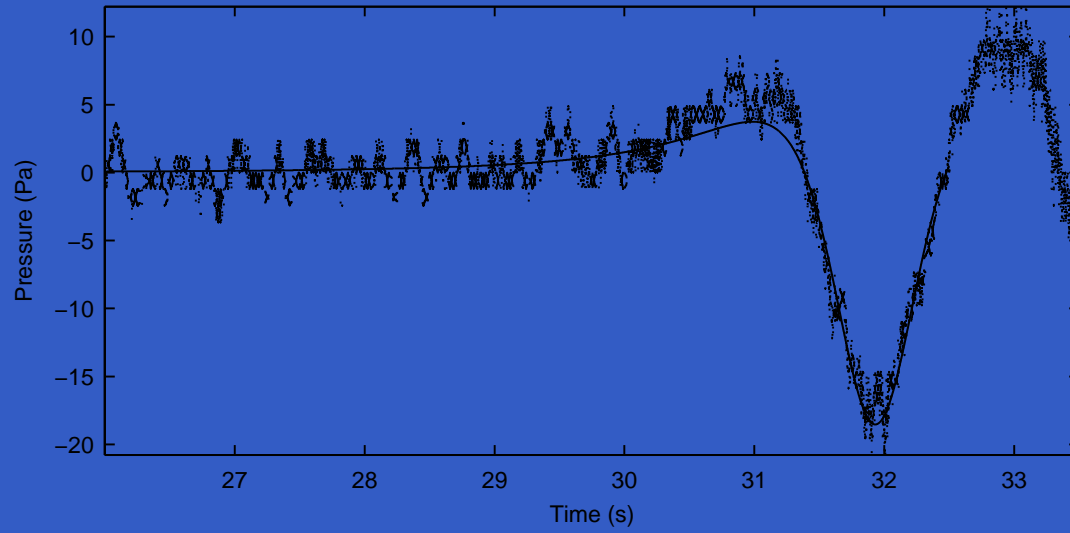


Avalanche no. 629





Avalanche no. 6237



Results

Avalanche	628	629	6236	6237
Max p velocity (m/s)	16.2	59.1	27.2	15.1
Min p velocity (m/s)	13.1	36.6	16.3	10.4
Dipole velocity u (m/s)	15.8 ± 1.0	59.1 ± 0.0	26.4 ± 5.7	69.7 ± 15.5
Dipole radius R (m)	8.2 ± 0.3	28.9 ± 0.0	12.9 ± 0.9	10.3 ± 0.8
Dipole offset L (m)	10.0 ± 0.8	0.0 ± 0.0	21.1 ± 4.7	53.8 ± 12.0
Centre time t_c (m)	23.78 ± 0.00	24.27 ± 0.00	8.32 ± 0.02	31.93 ± 0.00
Residual (Pa)	2.8	9.2	2.6	1.4

Mean fitted parameters with standard deviations calculated by refitting after adding on Gaussian noise with standard deviation of the residual and perturbing the initial choice

Future Work

- Experiments to separate entrainment from lateral spreading
- Study of turbulent structure in flows
- Stability of wedge flows near the front
- Development of theory for 3d external flow

Thanks !

