

# Galaxy-galaxy lensing constraints on field and cluster halos



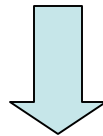
Priya Natarajan  
Yale University

Collaborators: Jean-Paul Kneib, Ian Smail, Richard Ellis,  
Gabriella de Lucia, Volker Springel, Marceau Limousin  
Tommaso Treu, Sean Moran




# Talk Outline

- Galaxy-galaxy lensing in the field
  - masses of halos
  - flattening of halos
  - galaxy-mass correlation
  - bias
- Galaxy-galaxy lensing in clusters
  - masses of subhalos
  - mass function of substructure
  - tidal stripping
  - constraints on the nature of dark matter
  - constraints on mass assembly of clusters



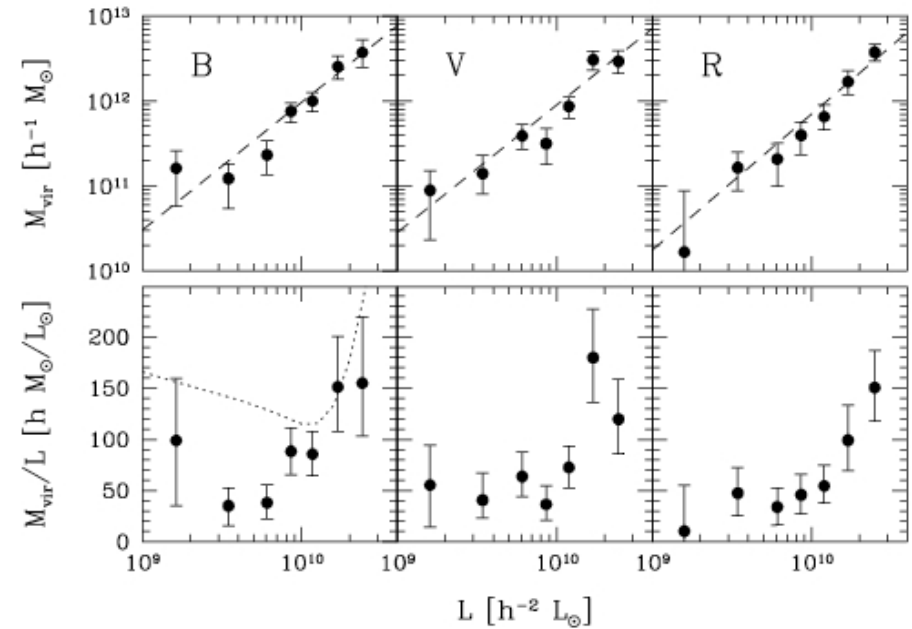
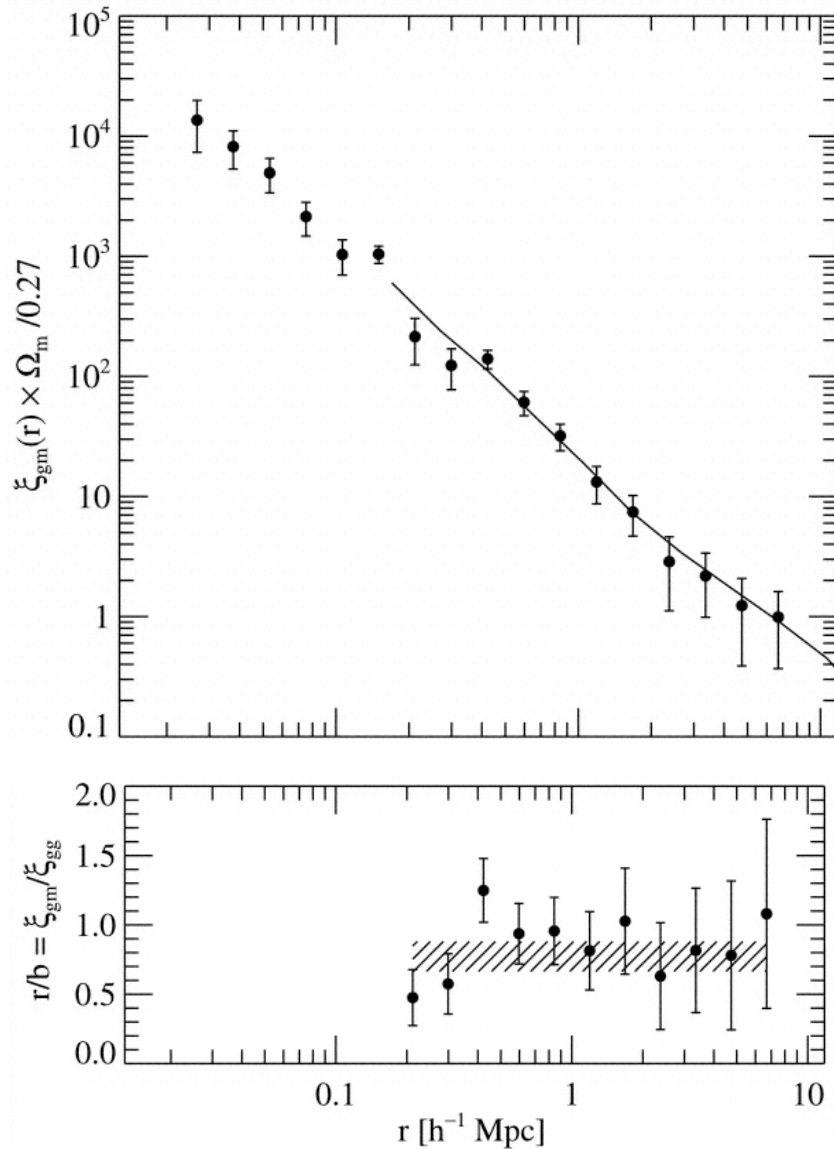
Insights into cluster assembly, testing structure formation in the  
LCDM paradigm

# Galaxy-galaxy lensing



Tyson et al. (1990); Brainerd, Blandford & Smail (1996)

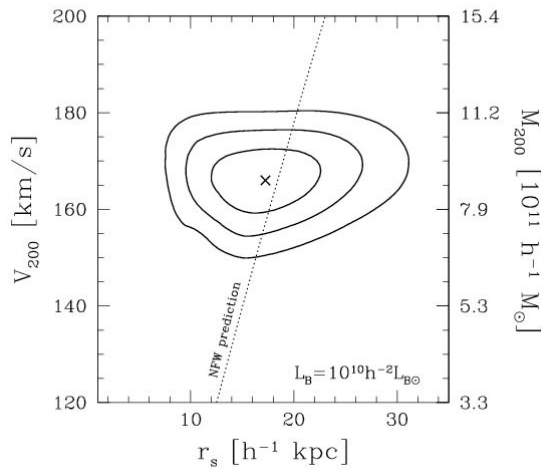
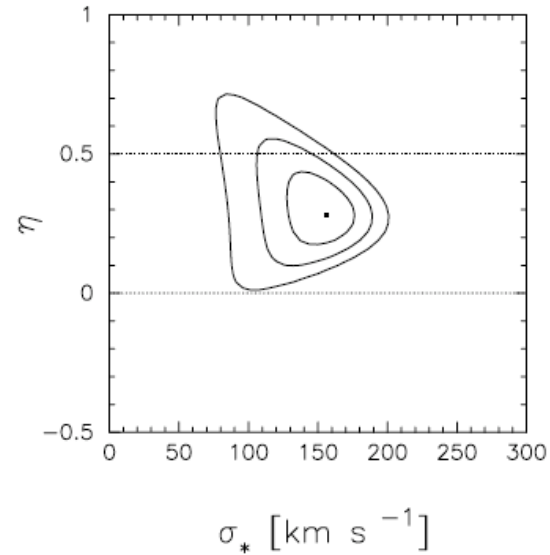
# Galaxy mass correlation function, biasing



Sheldon et al. (2004); Guzik & Seljak (2002); Hoekstra et al. (2005) CFHT-LS, using photometric redshift catalog from Hsieh et al. (2005)

# Relation between mass and light, halo mass, and flattening

Results from maximum likelihood analysis: direct comparison with results from numerical simulations.



$M/L \propto L^{-0.5}$   
(model SIS)

$$\frac{\sigma_v}{\sigma_*} = \left(\frac{L}{L_*}\right)^\eta$$

Halos are aligned with the light

Spherical halos excluded at 99.5%

Good agreement with LCDM


RCS, SDSS, CFHT-LS, COMBO-17

Kleinheinrich et al. (2006); Guzik & Selljak (2000); PN & Refregier (2000); Hoekstra et al. (2005), Mandelbaum et al. (2006)

# Strong lensing

multiple images, highly distorted and magnified arcs

- Projected surface mass density within the beam  $\Sigma(r) > \Sigma_{crit}$
- Mass enclosed within the arc is tightly constrained



# Weak lensing

coherent distortion in the shapes of background galaxies

- Shear field used to construct mass map

Kaiser & Squires (1993)

# Mapping DM in Clusters

- Composition: ~1 % of mass in galaxies, ~10 % of mass is hot gas, rest is DM
- Interesting questions: detailed spatial distribution of DM, subhalos


## Mass modeling

- Identify all arcs, identify multiple images e.g. LensTool Kneib et al. (1993), LensInvert PN (2003)
- Model cluster mass as a smooth 'isothermal' ellipse (parametric model), parameters: velocity dispersion, ellipticity, truncation radius
- Add perturbations to model effect of cluster sub-halos

## Galaxy halo properties

- Truncation radii, mass, velocity dispersion, total M/L ratios
- Mass function, radial distribution of DM
- Implications of the spatial distribution for the nature of dark matter

# Galaxy-galaxy lensing in clusters



DM potential of the cluster = 'smooth' component + clumps

Associate clumps with bright early-type spectroscopically confirmed cluster members and use positions, magnitudes and redshifts of multiple images (strong lensing features), and the shapes of background galaxies (weak lensing) to partition the total mass

PN & Kneib (1996); Geiger & Schneider (1997); PN et al. (1998,2002; 2005,2006)



# Mass modeling

- Identify all arcs, identify multiple images, measure redshifts
- Inputs to LensInvert
- Model cluster mass as a smooth 'pseudo-isothermal' ellipse with a parametric model

parameters: velocity dispersion, ellipticity, core radius, truncation radius, Faber-Jackson index

$$\sigma_* \propto L^\eta \qquad \sigma_* \propto \sigma_{\text{DM}}$$

- Add perturbations to model the effect of dark sub-halos associated with cluster galaxies

Non-parametric version: Diego et al. (2005), Bradac et al, (2005); Abdelsalam et al. (1998)

# Analysis of local distortions

Maximum likelihood method

Maximize log L for a given set of model parameters

$$\tau_{S_j} = \tau_{obsj} - \sum_i^{N_{clusgal}} \gamma_{p_i} - \gamma_c$$

$$L(\sigma_0^*, r_t) = \prod_j^{N_{gal}} P(\tau_s)$$

$$L(r_c, \alpha) = \prod_j^{N_{gal}} P(\tau_s)$$

## Subhalo properties

truncation radii, mass, velocity dispersion, M/L ratios

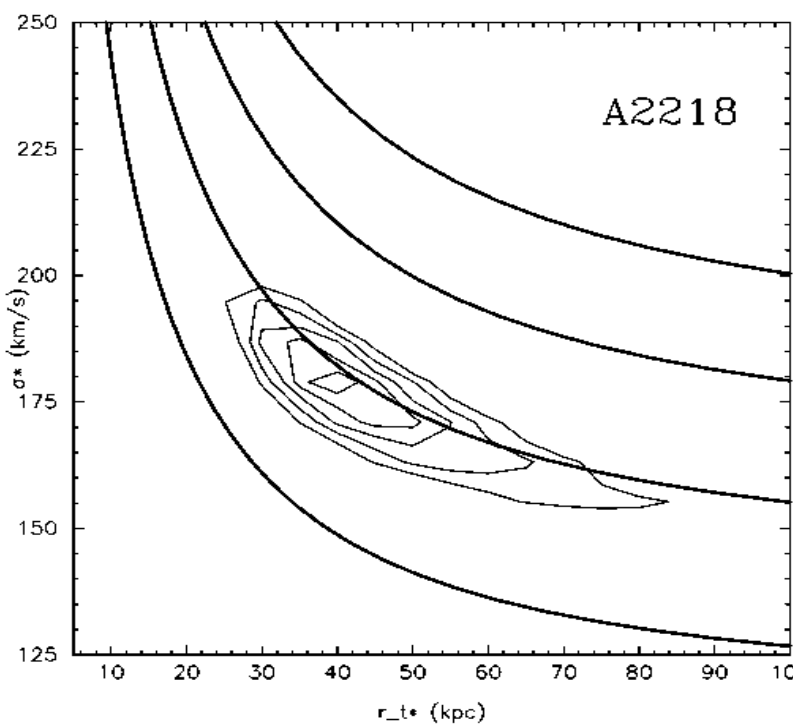
mass function, radial distribution  $M \propto \sigma^2 r_t$

PN & Kneib (1997); Geiger & Schneider (1998)

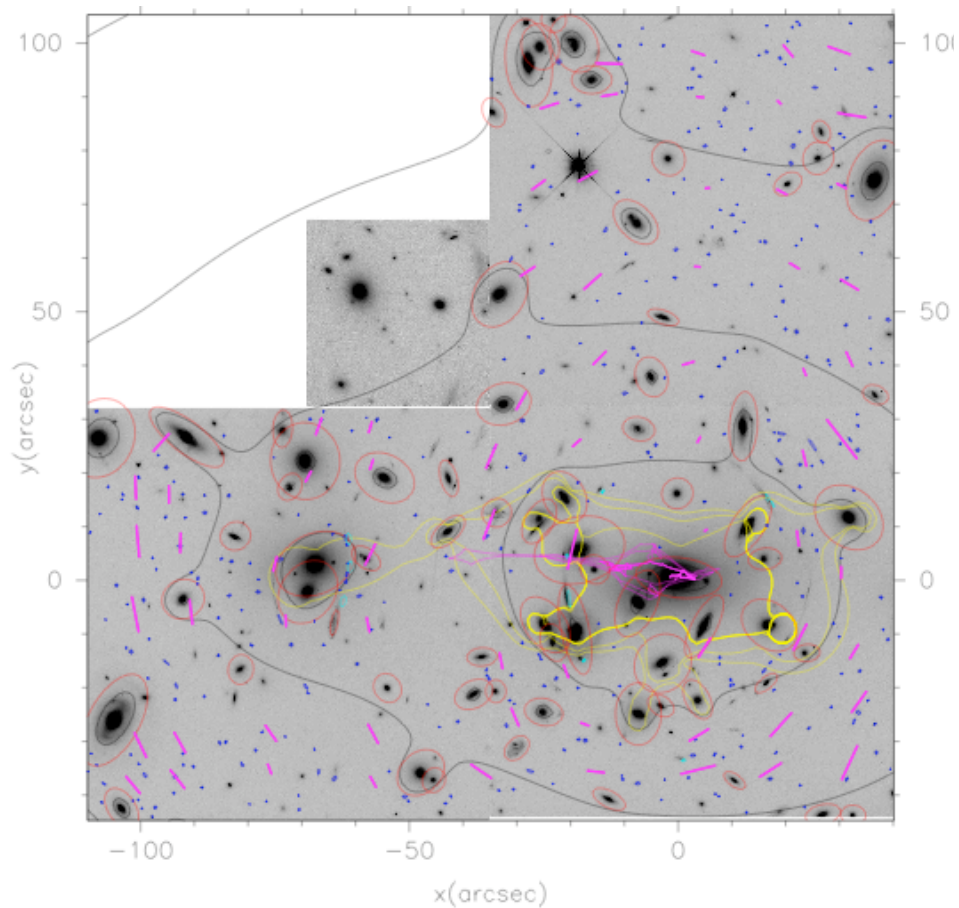
# Results of maximum-likelihood analysis

galaxy halos in clusters less extended, less massive than equivalent L field galaxies

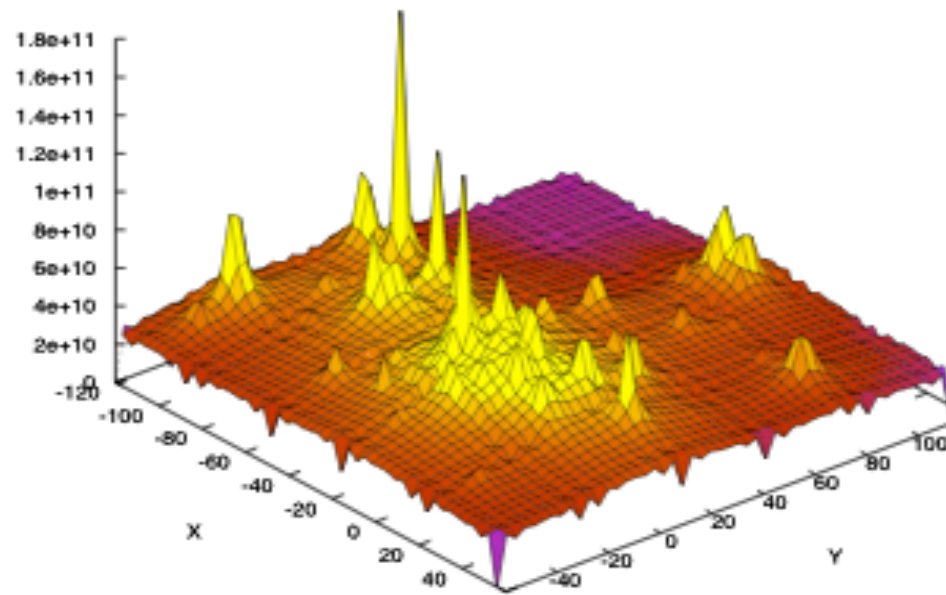
central velocity dispersion of  
typical sub-halo



Tidal radius of typical  
sub-halo



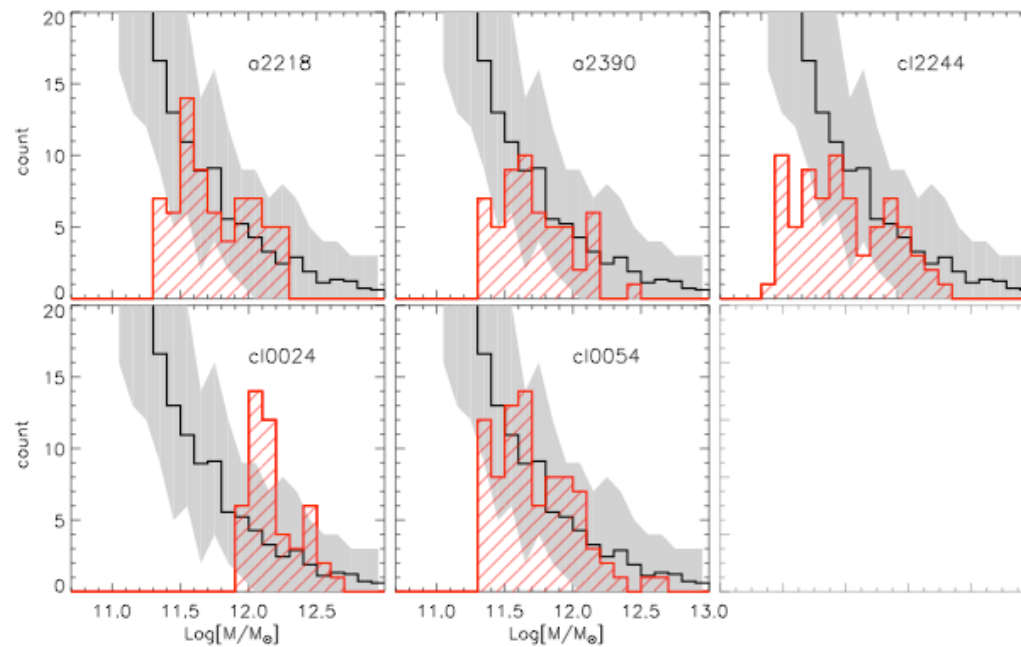
## The dark matter clump distribution in A2218



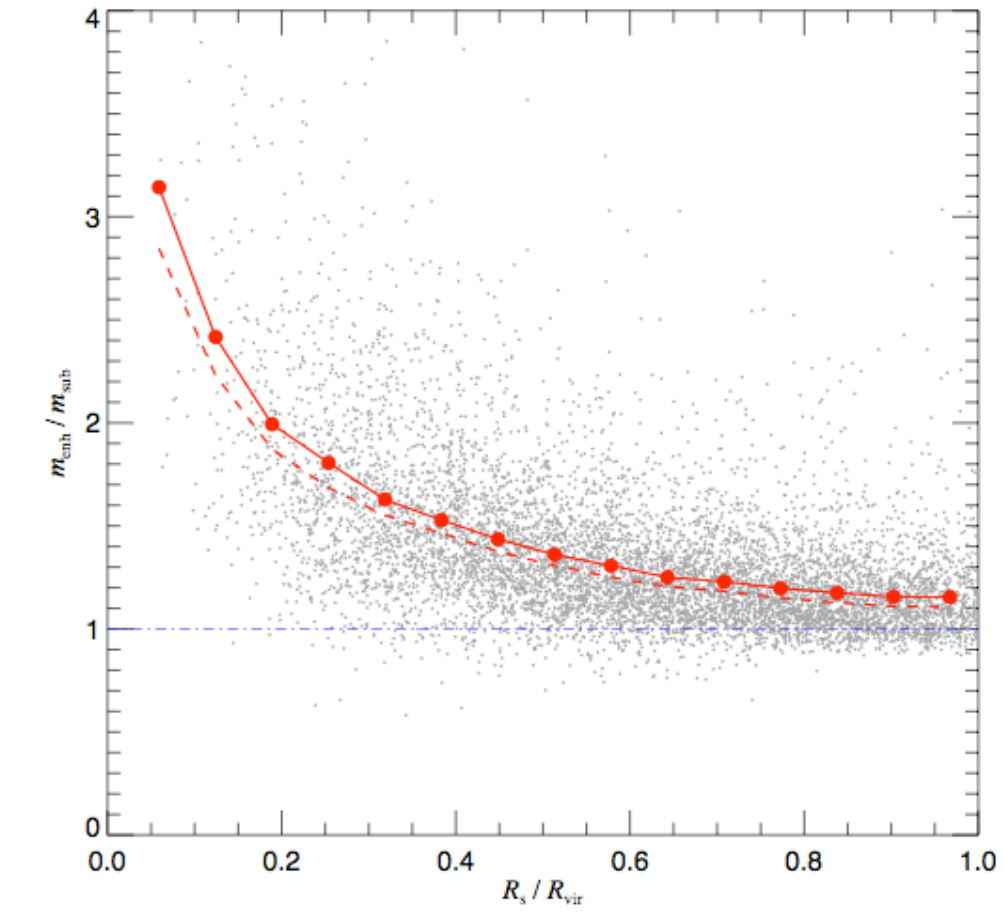
PN et al., 2004, 2005

# Comparison with clusters in the Millennium Run

The sub-halo mass function



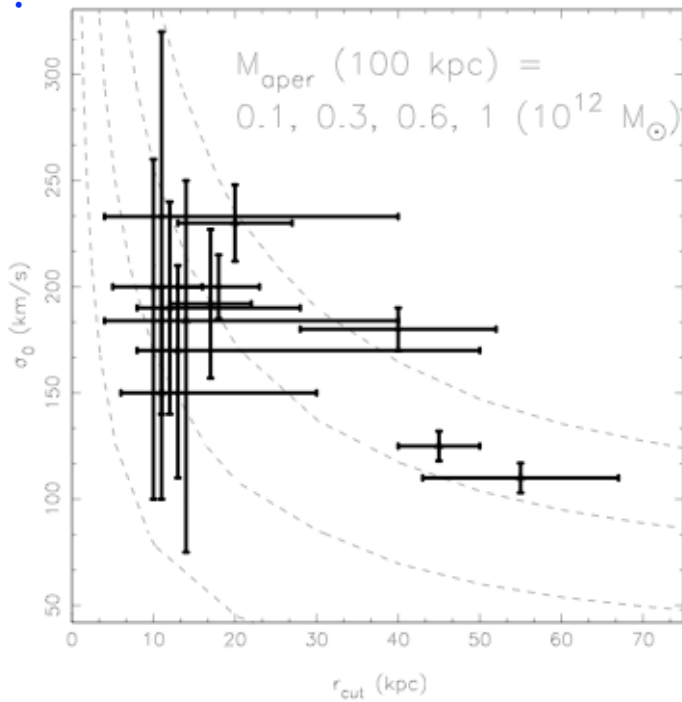
# Defining subhalos (bound subhalos?, mass enhancement?)



systematically under-estimate masses in the centers of clusters

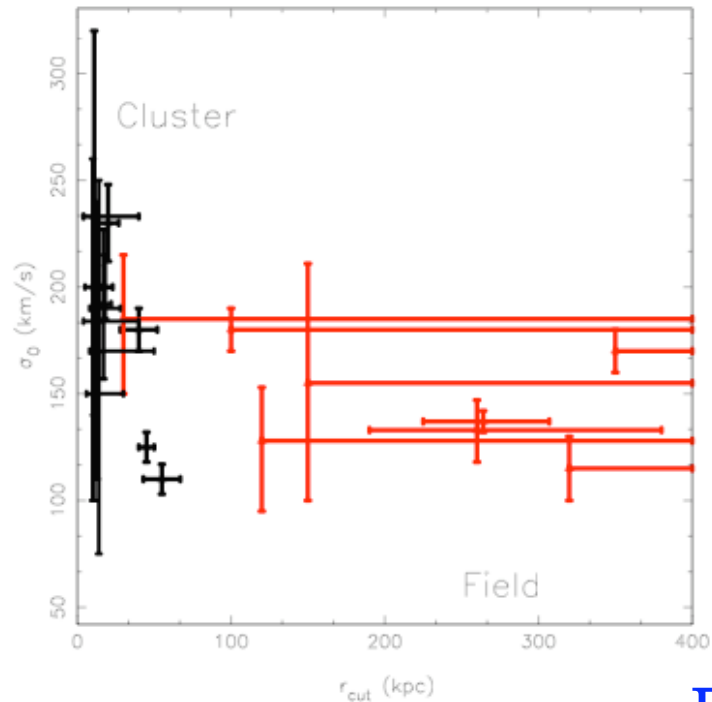
# Galaxy-galaxy lensing in the field and clusters

Central velocity dispersion (in km/s)



$r_{\text{cut}}$  (in kpc)

Cluster



$r_{\text{cut}}$  (in kpc)

Field

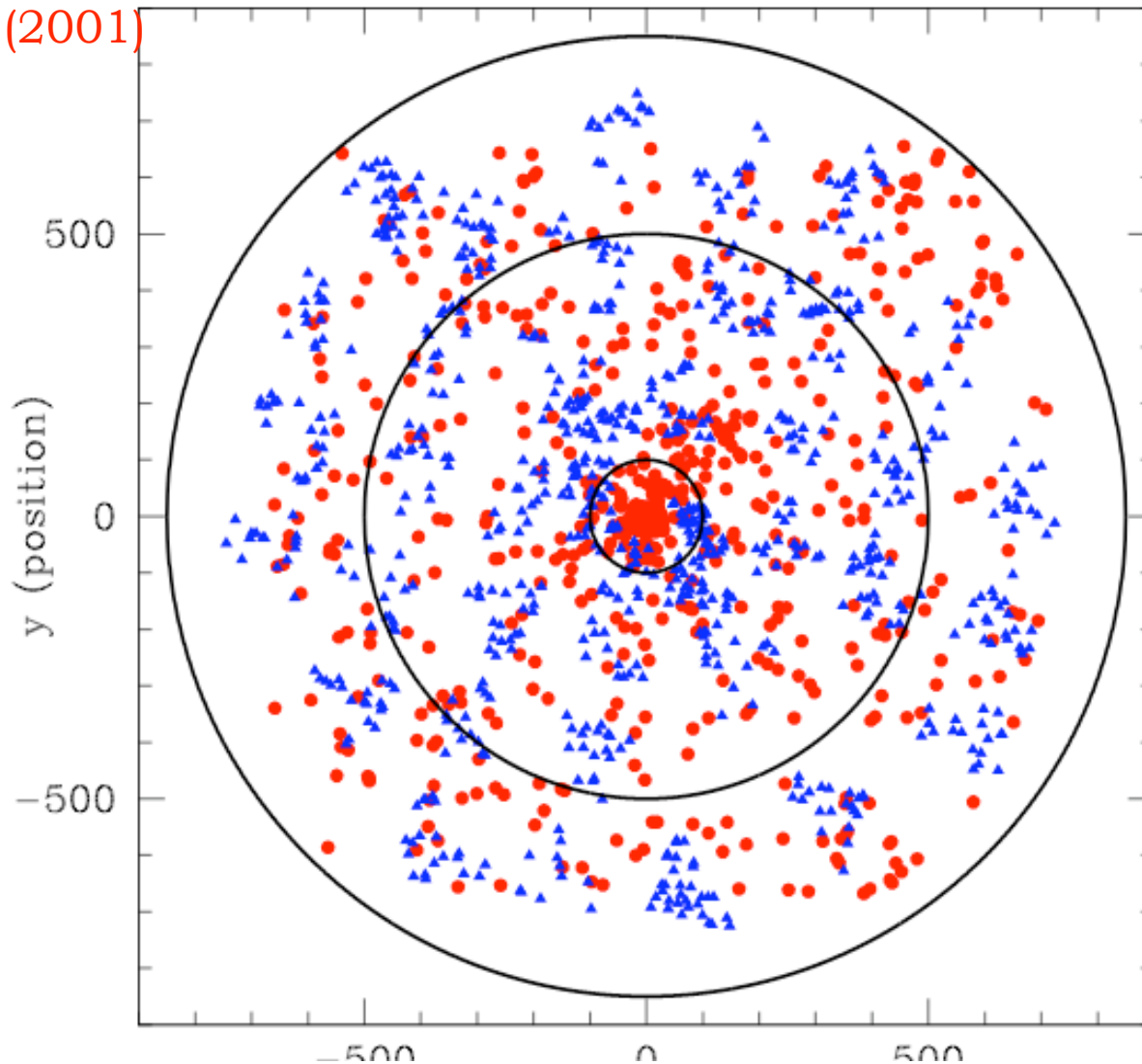
Limousin et al. (2005; 2006)

PN et al., Gavazzi et al. (2004); see poster by Halkola et al. [A1689]

# C10024+16 ( $z = 0.39$ ) extending analysis to 5 Mpc

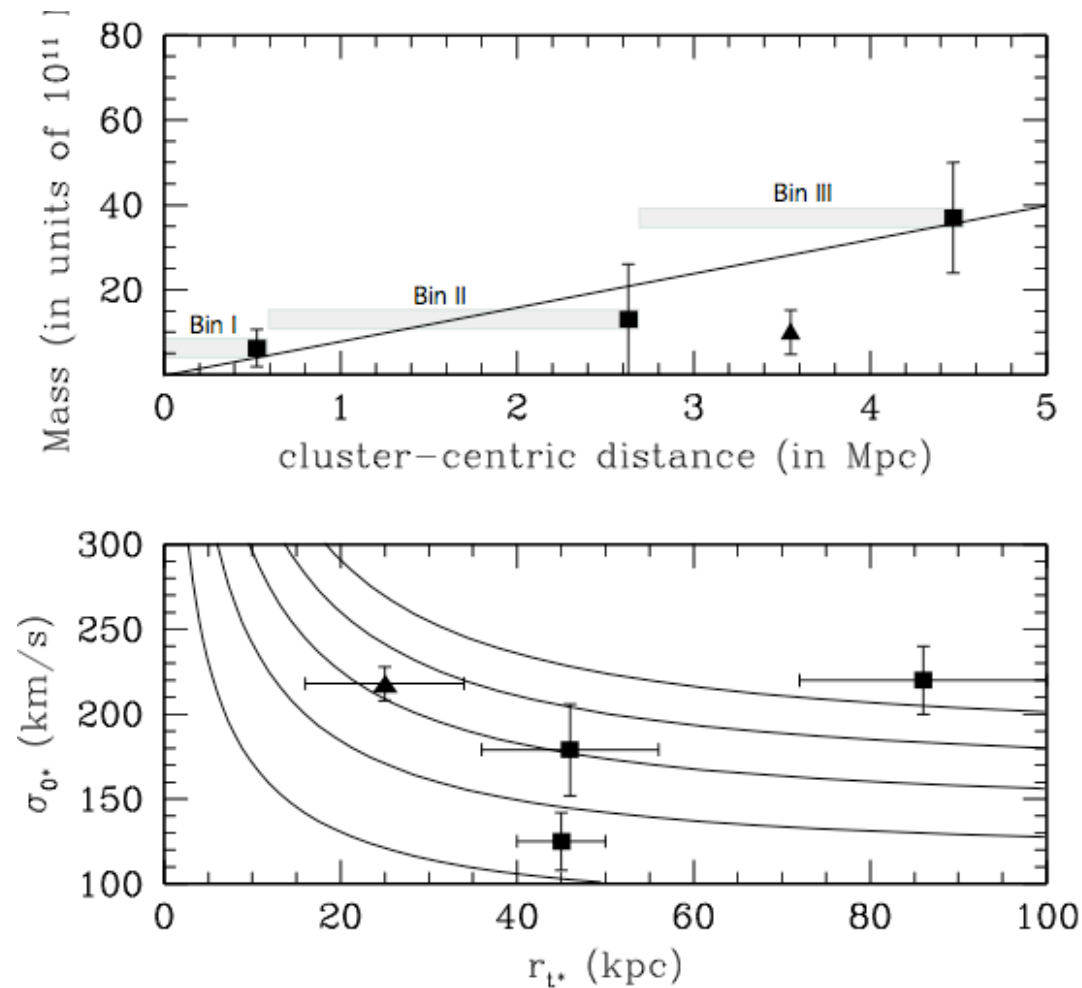
Treu et al. Kneib et al. (2003)

Czoske et al. (2001)



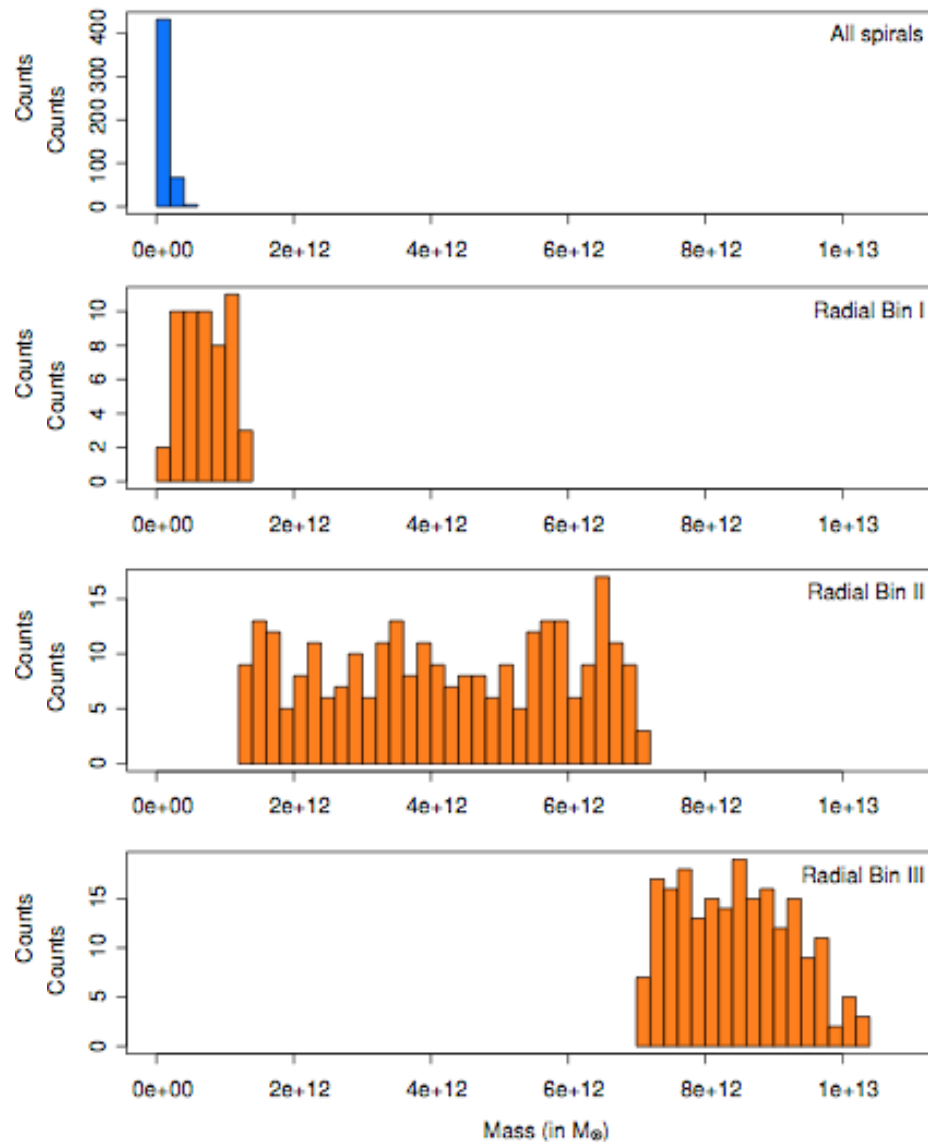


# Results of the g-g lensing analysis



$$R_{\text{tidal}} \propto \left( \frac{\sigma_{\text{gal}}}{\sigma_{\text{cluster}}} \right) r,$$

# Detect presence of infalling groups



# Conclusions

- 10 - 15% of cluster dark matter is in subhalos with  $M > 10^{11}$  solar masses.
- Both the smooth component and subhalos are well traced by light
- Mass function of substructure in clusters is in good agreement with Lambda CDM predictions in contrast to galaxy scales
- Current lensing data rules out fluid dark matter models and is consistent with collisionless dark matter
- Studies of the mass function in radial bins consistent with tidal stripping of DM halos and suggests cluster assembly from infalling groups

