

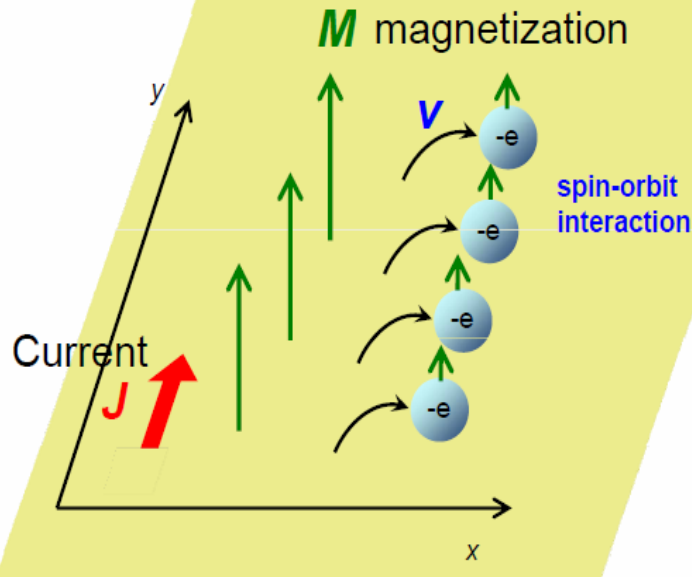
Kondo effect and Spin Hall Effect in Au metal

Jan 29/KITP

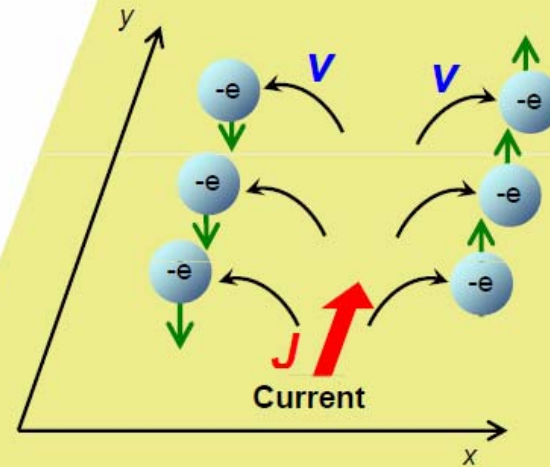
Naoto Nagaosa
Department of Applied Physics
The University of Tokyo

Collaborators:
G.Y. Guo , S. Maekawa,

Anomalous Hall Effect



Spin Hall Effect



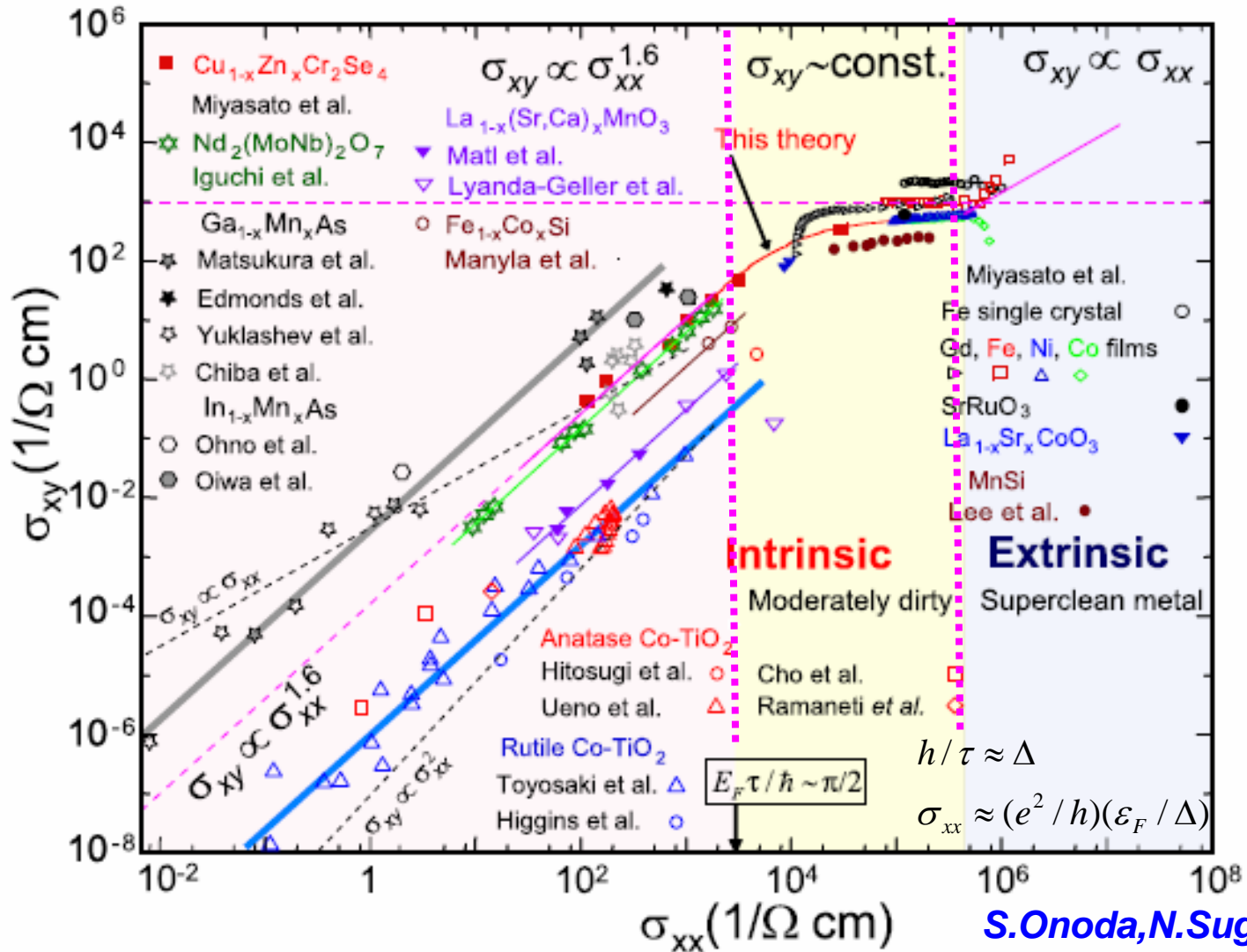
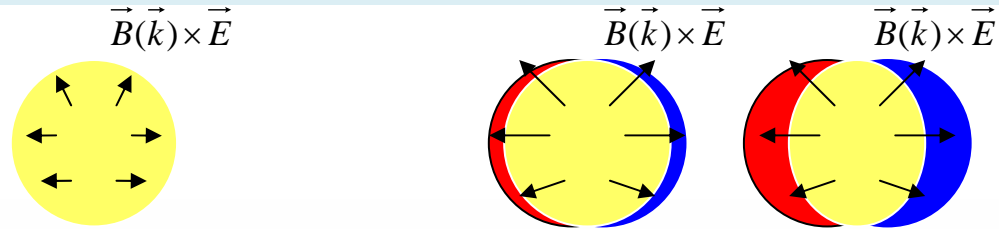
Message:

SHE is not the simple two copies of AHE for up and down spins.

The spin fluctuation and electron correlation play crucial roles in SHE.

Intrinsic AHE is the quantum Hall effect hidden by metallicity

$e^2 / ha \approx 10^3 \Omega^{-1} \text{cm}^{-1}$
 $\sigma_{xx} \approx 10^3 (\varepsilon_F \tau) \Omega^{-1} \text{cm}^{-1}$

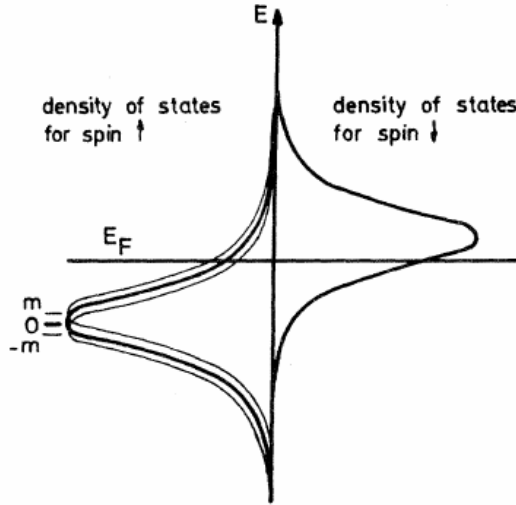


Left-Right Asymmetry in the Scattering of Electrons by Magnetic Impurities, and a Hall Effect

A. Fert and O. Jaoul

Laboratoire de Physique des Solides, Université de Paris-Sud, Orsay, France*

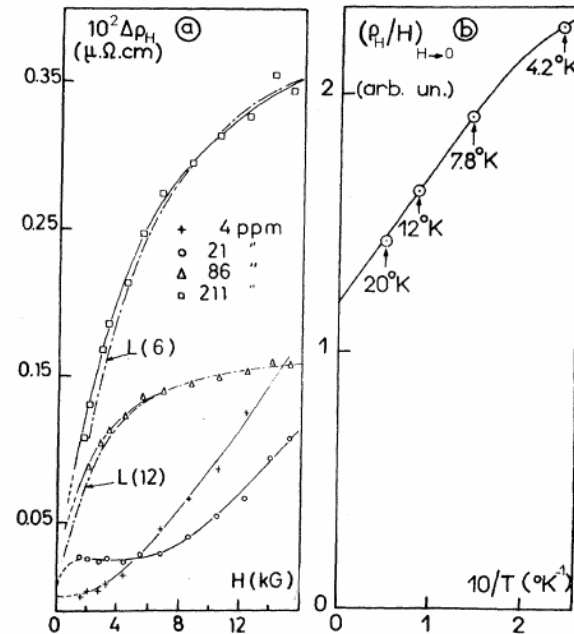
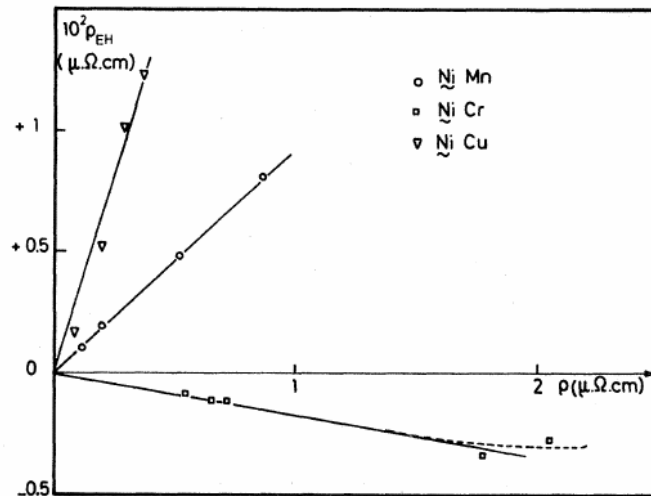
(Received 25 October 1971)



$$\varphi_{\sigma} = \pm (3\lambda_{\sigma}/5\Delta) \sin\eta_1 \sin(2\eta_2\sigma - \eta_1).$$

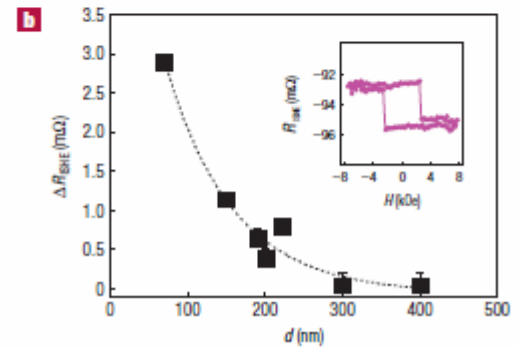
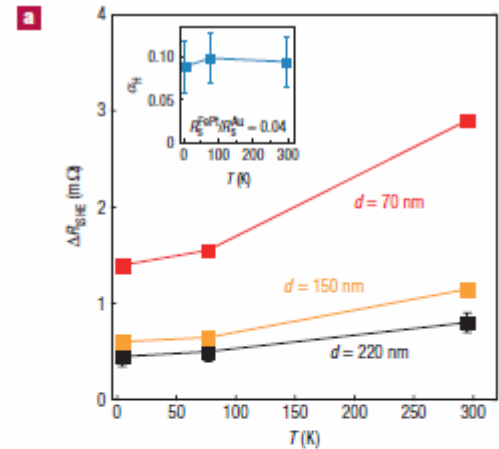
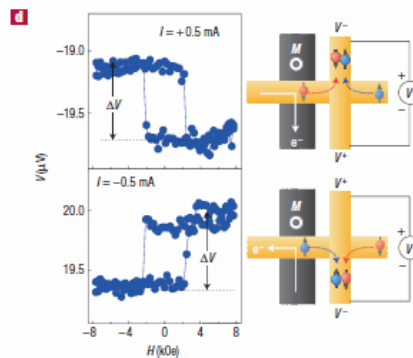
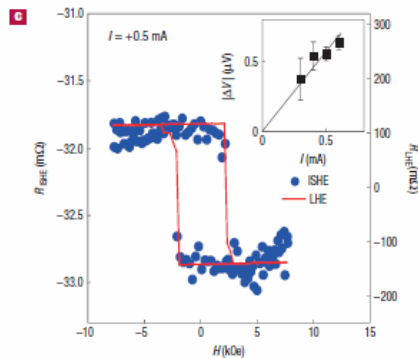
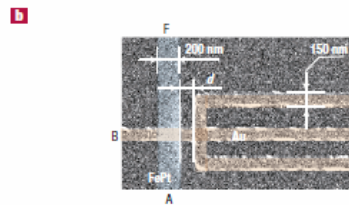
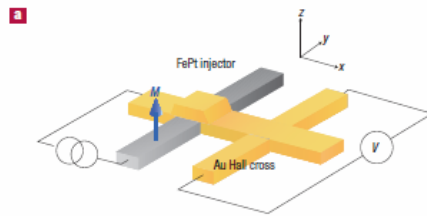
Anomalous Hall angle

$$\approx 0.001 - 0.01$$



Giant spin Hall effect in perpendicularly spin-polarized FePt/Au devices

TAKESHI SEKI^{1*}, YU HASEGAWA¹, SEIJI MITANI¹, SABURO TAKAHASHI^{1,2}, HIROSHI IMAMURA^{2,3}, SADAMICHI MAEKAWA^{1,2}, JUNSAKU NITTA⁴ AND KOKI TAKANASHI¹



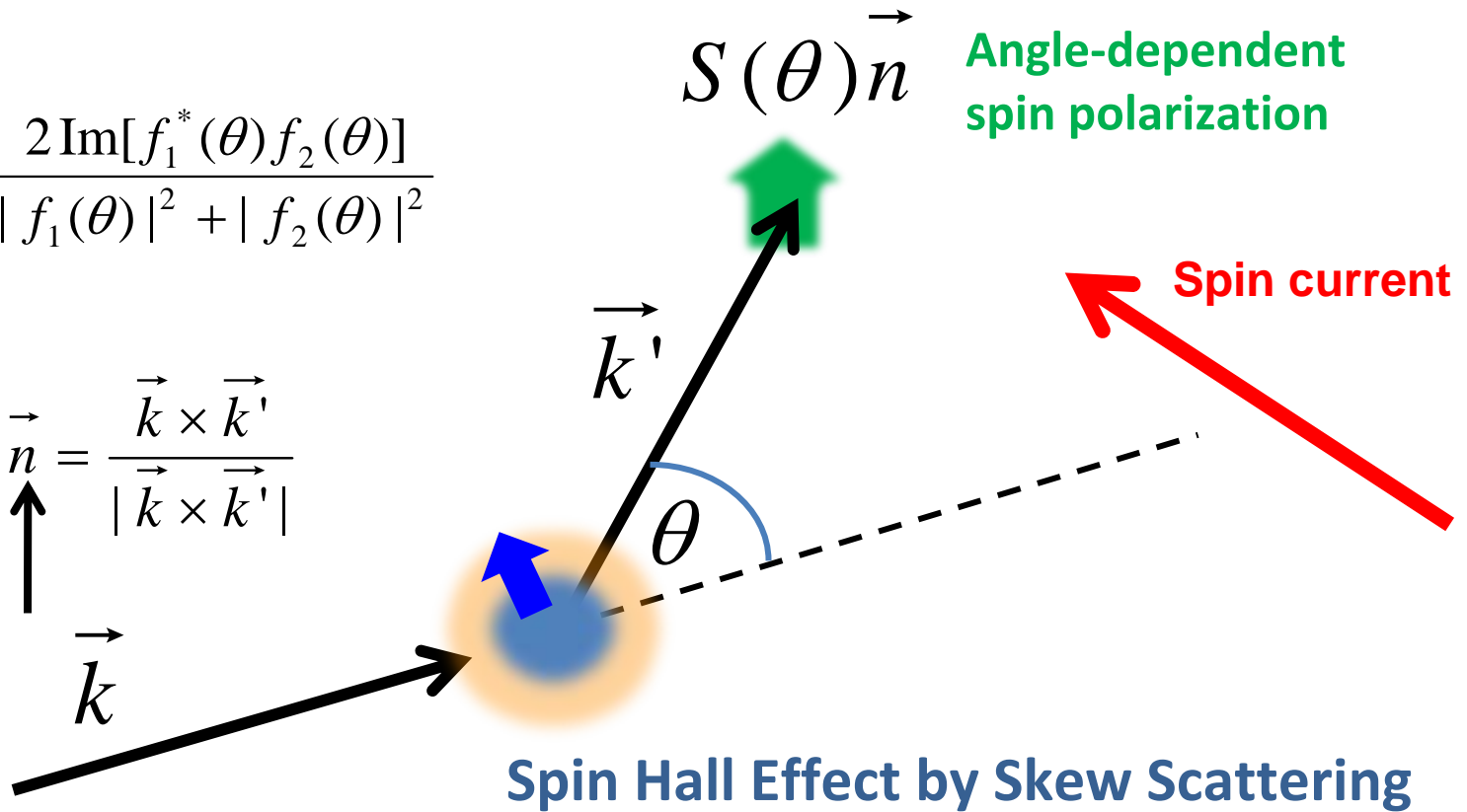
spin Hall angle $\alpha_H \approx 0.1$ at room temp.

$$\sigma_H^s \approx 10^5 \Omega^{-1} \text{cm}^{-1}$$

$\rho \approx 1 \mu\Omega \text{cm} \rightarrow$ skew scattering

$$S(\theta) = \frac{2 \operatorname{Im}[f_1^*(\theta)f_2(\theta)]}{|f_1(\theta)|^2 + |f_2(\theta)|^2}$$

$$\vec{n} = \frac{\vec{k} \times \vec{k}'}{|\vec{k} \times \vec{k}'|}$$



$$\hat{f}(\vec{k}) = f_0(\vec{k})\hat{1} + \vec{k} \cdot \left[\vec{E} + \frac{\gamma}{2}(\vec{\sigma} \times \vec{E}) \right] \quad \sigma_H^s / \sigma_{xx} = \gamma = \frac{\int d\Omega I(\theta) S(\theta) \sin \theta}{\int d\Omega I(\theta) (1 - \cos \theta)}$$

Spin Hall angle

S-matrix

$$f_{\uparrow}(\theta) = f_1(\theta) |\uparrow\rangle + ie^{i\varphi} f_2(\theta) |\downarrow\rangle$$

$$f_{\downarrow}(\theta) = f_1(\theta) |\downarrow\rangle - ie^{-i\varphi} f_2(\theta) |\uparrow\rangle$$

$$f_1(\theta) = \sum_l \frac{1}{2ik} [(l+1)(e^{2i\delta_l^+} - 1) + l(e^{2i\delta_l^-} - 1)] P_l(\cos \theta)$$

$$f_2(\theta) = \sum_l \frac{\sin \theta}{2ik} (e^{2i\delta_l^+} - e^{2i\delta_l^-}) \frac{d}{d \cos \theta} P_l(\cos \theta)$$

$$\delta_l^{\pm} = \delta_{J=l\pm 1/2}$$

Friedel sum-rule

$$\pi Z = \sum_J (2J+1) \delta_J$$

$$\gamma = \frac{3}{2} \frac{\text{Im}[(e^{-2i\delta_1} - 1)(e^{2i\delta_2^+} - e^{2i\delta_2^-})]}{9 \sin^2 \delta_2^+ + 4 \sin^2 \delta_2^- + 3[1 - \cos 2(\delta_2^+ - \delta_2^-)]} \quad \ell = 2$$

$$\gamma = \frac{6 \text{Im}[(e^{-2i\delta_2} - 1)(e^{2i\delta_3^+} - e^{2i\delta_3^-})]}{|4(e^{2i\delta_3^+} - 1) + 3(e^{2i\delta_3^-} - 1)|^2 / 2 + |e^{2i\delta_3^+} - e^{2i\delta_3^-}|^2} \quad \ell = 3$$

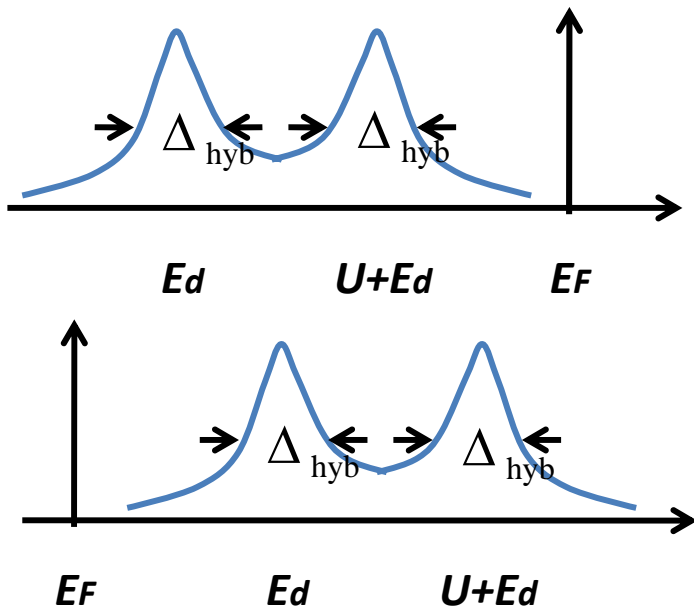
Anderson Hamiltonian as a generic model for impurity

$$H = \sum_{k,l,m,\sigma} \varepsilon_{k,l,m} c_{k,l,m,\sigma}^+ c_{k,l,m,\sigma} + \sum_{k,l,m,\sigma} (V_{k,l,m} c_{k,l,m,\sigma}^+ d_{l,m,\sigma} + h.c.) + H_d + H_U$$

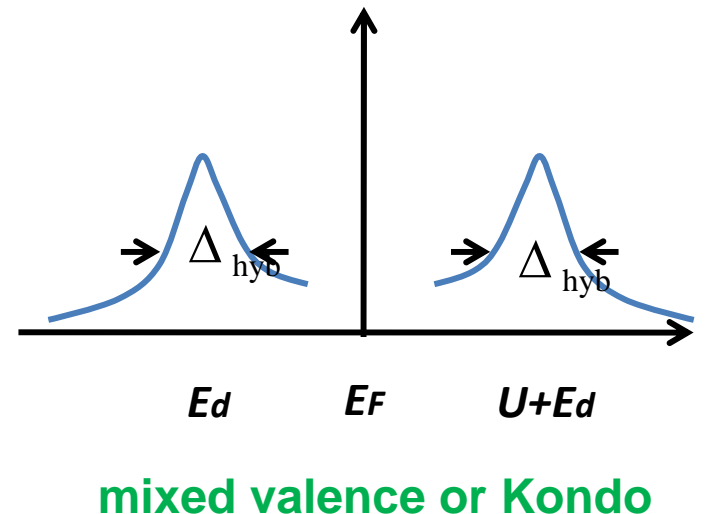
$$H_d = \sum_{l,m,\sigma} E_l d_{l,m,\sigma}^+ d_{l,m,\sigma} + (\lambda/2) \sum_{l,m,m',\sigma,\sigma'} d_{l,m,\sigma}^+ (\vec{l})_{mm'} \cdot (\vec{\sigma})_{\sigma\sigma'} d_{l,m',\sigma'} + D \sum_{l,m,\sigma} m^2 d_{l,m,\sigma}^+ d_{l,m,\sigma}$$

$$H_U = U \left(\sum_{l,m,\sigma} d_{l,m,\sigma}^+ d_{l,m,\sigma} - 1 \right)^2$$

nonmagnetic



magnetic



Kondo effect



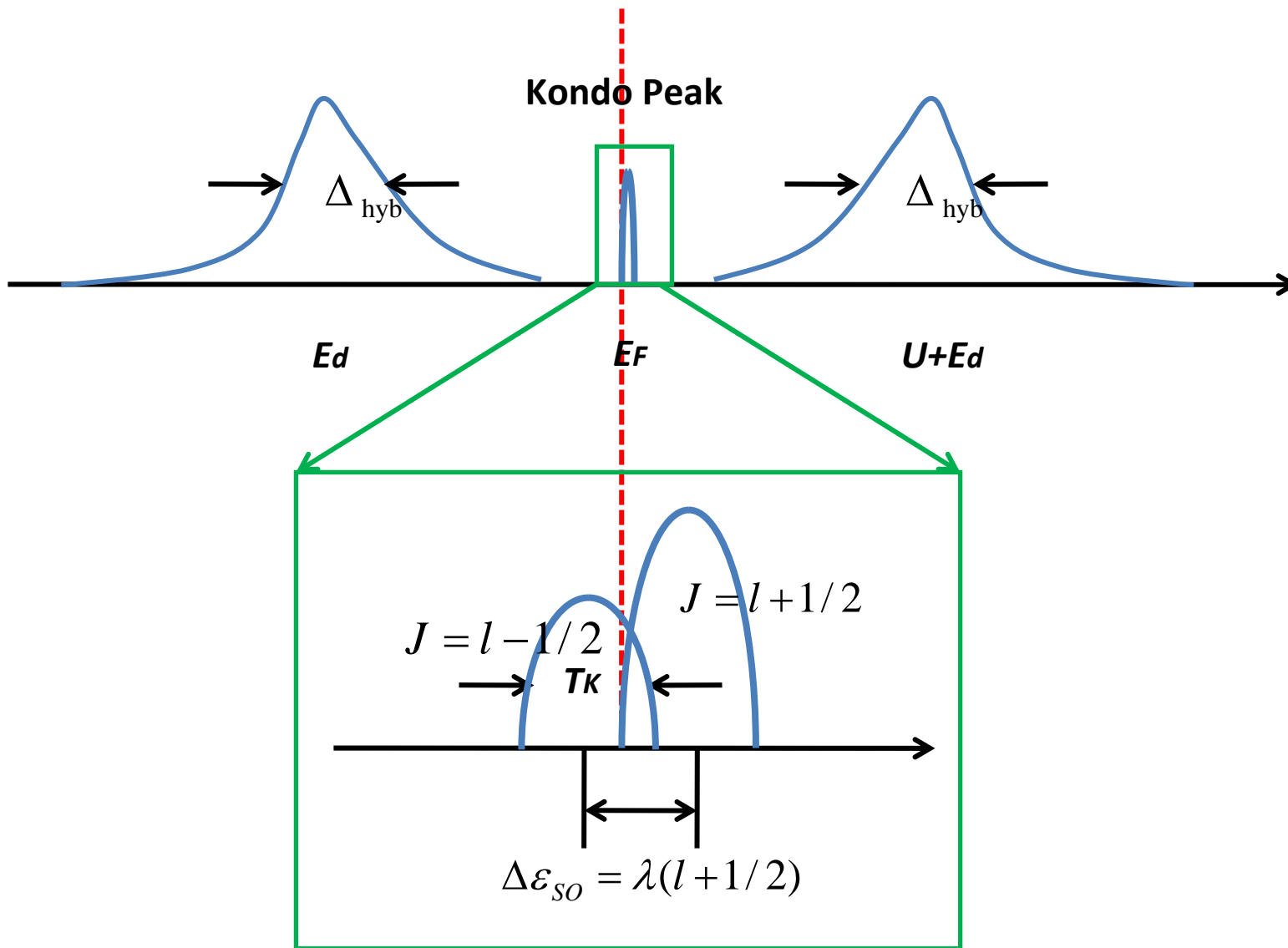
magnetic impurity

$$\frac{1}{\sqrt{2}}(|\uparrow\downarrow\rangle - |\downarrow\uparrow\rangle)$$

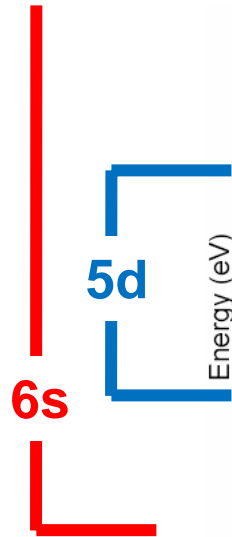
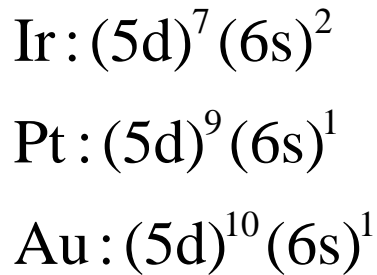
Singlet formation

Quantum entanglement

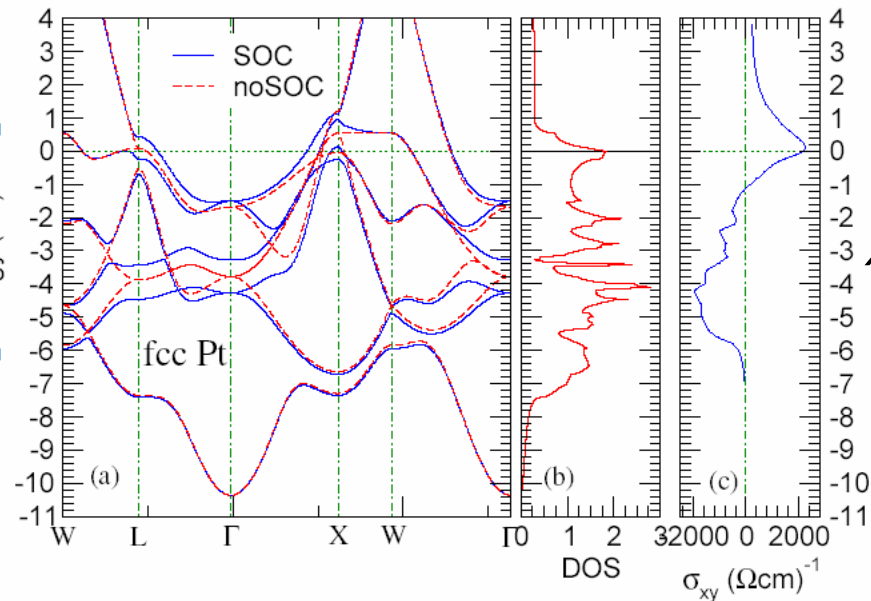
**conduction
electrons**



Candidate Materials for Resonant Skew Scattering



Guang-Yu Guo et al.

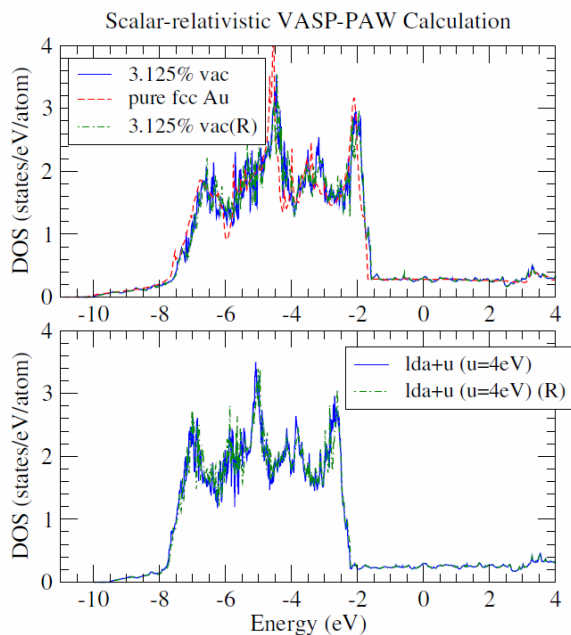


vacancy of Au atom
Pt impurity
Fe impurity

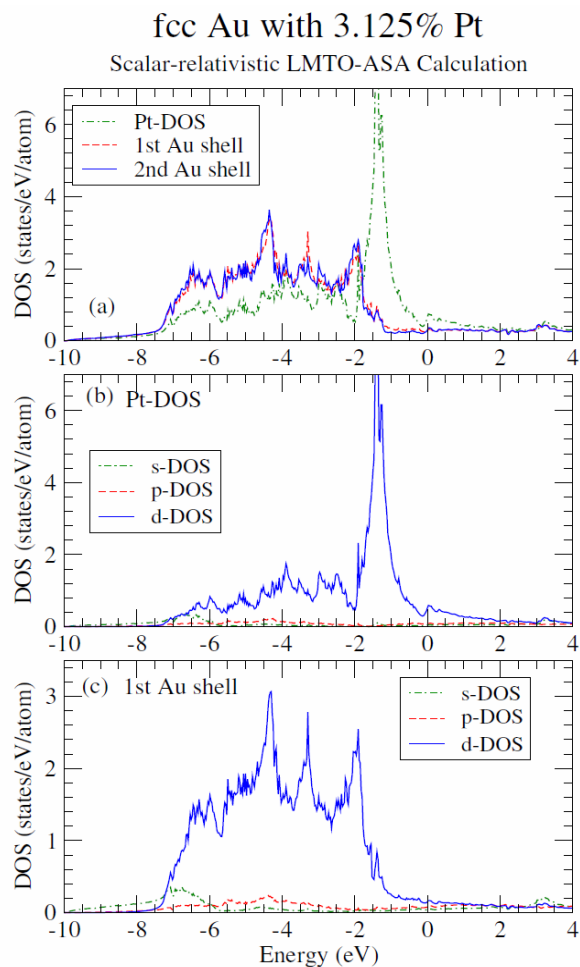
d-orbital character of impurity state at Fermi energy ?

1st principles band calculation of impurity state

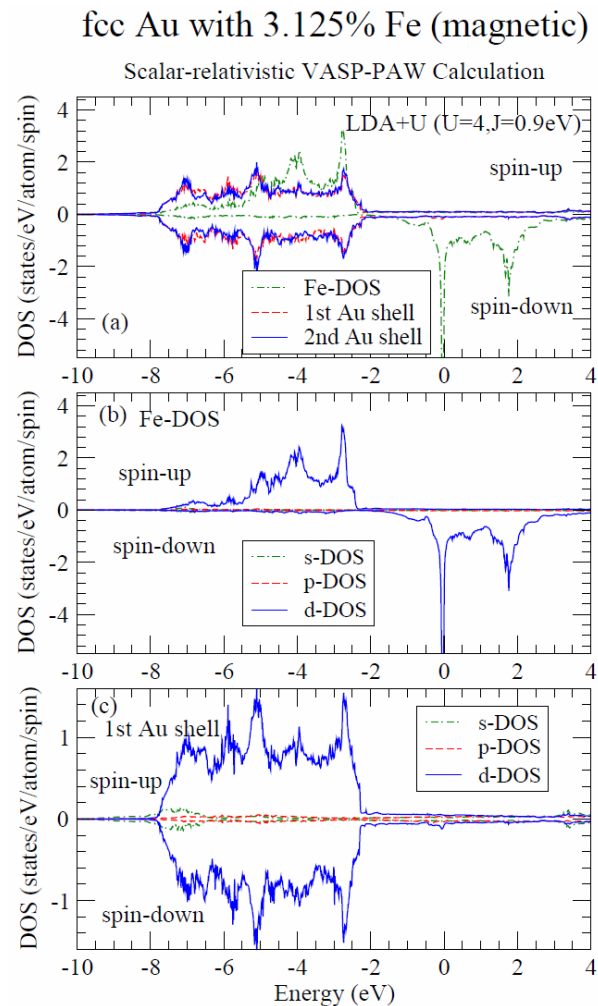
vacancy



Pt



Fe



Pd and Pt impurity-induced changes in noble-metal density of states: Photoelectron spectroscopy and theory

D. van der Marel,* J. A. Jullianus, and G. A. Sawatzky

*Physical Chemistry Department of the Material Science Center, University of Groningen, Nijenborgh 16,
9747 AG Groningen, The Netherlands*

(Received 25 March 1985)

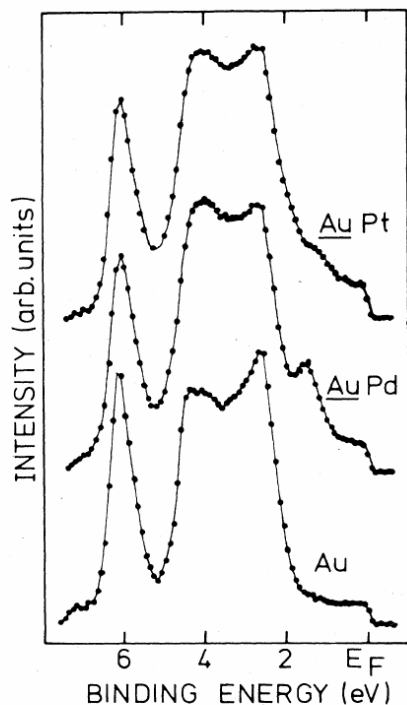


FIG. 6. Corrected UPS spectra of Au, AuPd, and AuPt. The thin solid lines are a guide to the eye.

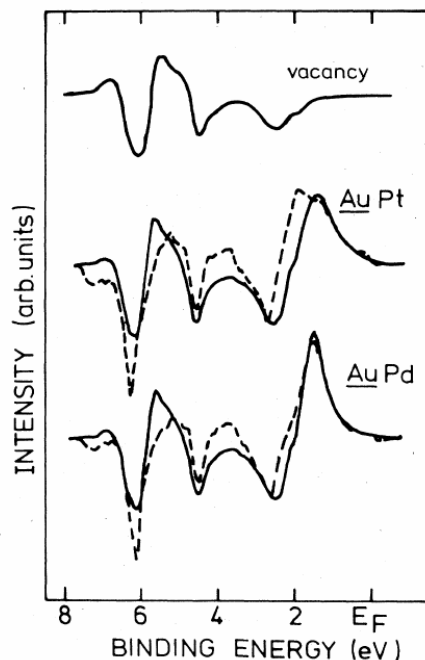


FIG. 14. Theoretical (solid lines) and experimental (dashed lines) UPS difference spectra of a vacancy in Au, AuPt-Au, and AuPd-Au.

$$\begin{aligned}
 H &= H_{\text{host}} + \frac{1}{\sqrt{N}} \sum_k \sum_{\mu, \nu} [V_{k\mu}^\nu (C_{k\mu}^\dagger C_{0\nu} + C_{0\nu}^\dagger C_{k\mu})] \\
 &= H_{\text{host}} + \frac{1}{N} \sum_{k, q} \sum_{\mu, \nu} [(V_{k\mu}^\nu + V_{q\nu}^\mu) C_{k\mu}^\dagger C_{q\nu}], \\
 H_{\text{imp}} &= \frac{1}{N} \sum_{kq} [\Delta_k (d_k^\dagger d_q + d_q^\dagger d_k) + V_k (c_k^\dagger d_q + d_q^\dagger c_k)] \\
 \mathbf{T}_k^q &= \frac{1}{N} \begin{bmatrix} \mathbf{D}^{-1}(\Delta + \sigma_s) & \mathbf{D}^{-1}\mathbf{V}_q \\ \mathbf{V}_k(\mathbf{D}^T)^{-1} & \mathbf{V}_k \mathbf{g}_d^d \mathbf{D}^{-1}\mathbf{V}_q \end{bmatrix}
 \end{aligned}$$

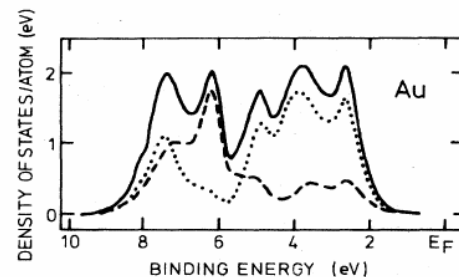


FIG. 20. Density of states of gold. Solid lines: total d density of states. Dashed line: $d_{3/2}$ projected DOS. Dotted line: $d_{5/2}$ projected DOS.

$$\langle \Gamma_7(d_{5/2}) | (\Delta + \sigma_s) | \Gamma_7(d_{5/2}) \rangle = \Delta + \delta\xi_d - 4Dq + \sigma_s ,$$

$$\langle \Gamma_8(d_{5/2}) | (\Delta + \sigma_s) | \Gamma_8(d_{5/2}) \rangle = \Delta + \delta\xi_d + 2Dq + \sigma_s ,$$

$$\langle \Gamma_8(d_{3/2}) | (\Delta + \sigma_s) | \Gamma_8(d_{3/2}) \rangle = \Delta - \frac{3}{2}\delta\xi_d + \sigma_s ,$$

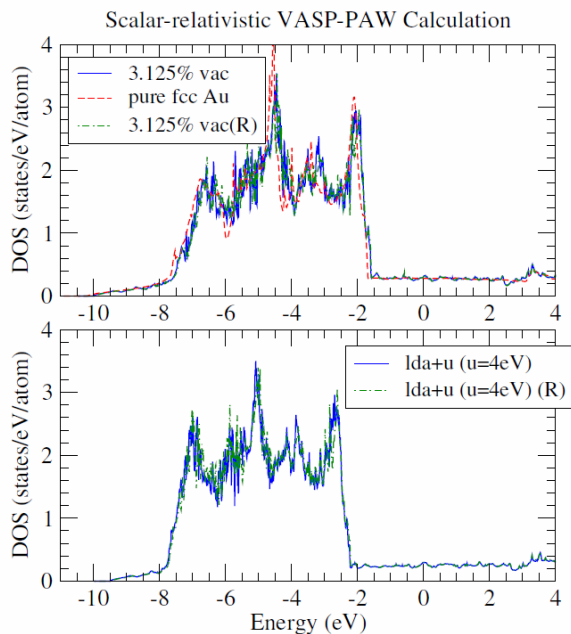
$$\langle \Gamma_8(d_{5/2}) | (\Delta + \sigma_s) | \Gamma_8(d_{3/2}) \rangle = -2\sqrt{6}Dq ,$$

TABLE I. Experimental UPS impurity peak maxima (ϵ_{\max}) and half widths at half maximum (Γ): (a) this work and (b) taken from Ref. 23. Parameters that were used in the theoretical spectra: change in impurity d potential (Δ), s - d coupling (σ_s), spin-orbit coupling (ξ_d), cubic crystal field (D_q), and average energy position of the impurity d states $\bar{\epsilon}_d + \Delta$, where $\bar{\epsilon}_d$ is the average host d -band energy.

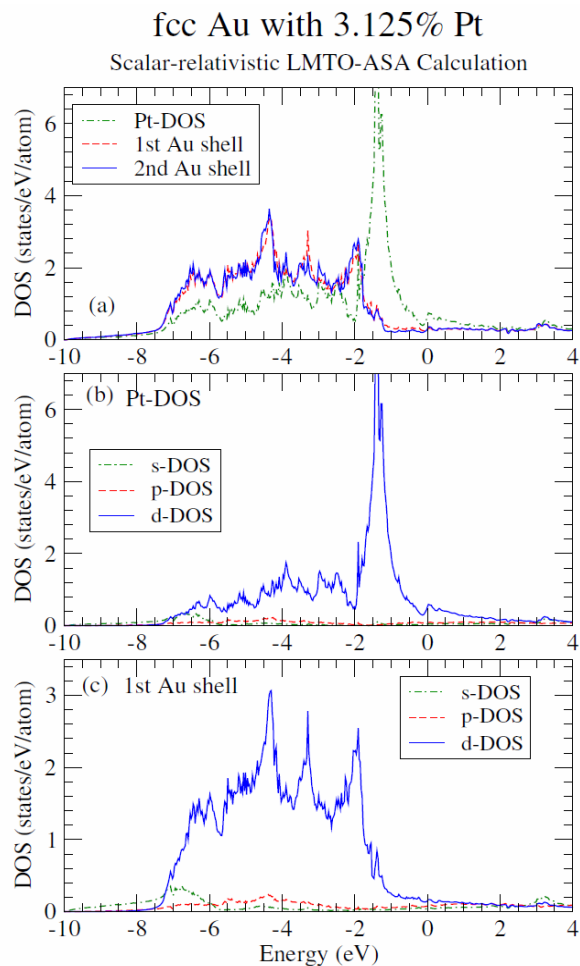
Solid	(a) ϵ_{\max} (eV)	(a) Γ (eV)	(b) ϵ_{\max} (eV)	(b) Γ (eV)	Δ (eV)	$\text{Im}\sigma_s$ (eV)	ξ_d (eV)	D_q (eV)	$\bar{\epsilon}_d + \Delta$ (eV)
Cu					0	0	0	0	-3.52
CuPd	1.8	0.30±0.07	1.75	0.28	1.0	0.30±0.07	0.12	0	-2.52
CuPt	1.65/2.0	0.35±0.07			1.18	0.35±0.07	0.31	0	-2.34
Ag					0	0	0	0	-5.68
AgPd	1.8/2.2	0.40±0.05	1.95	0.35	3.4	0.40±0.05	0.18	0	-2.28
AgPt	1.5/2.6	0.28±0.07	1.95	0.47	3.23	0.28±0.07	0.44	0.043	-2.45
Au					0	0	0.45	0	-5.02
AuPd	1.6	0.40±0.10	1.55	0.18	2.1	0.40±0.10	0.18	0	-2.92
AuPt	1.3/1.9	0.50±0.10			2.1	0.50±0.10	0.44	0	-2.92

1st principles band calculation of impurity state

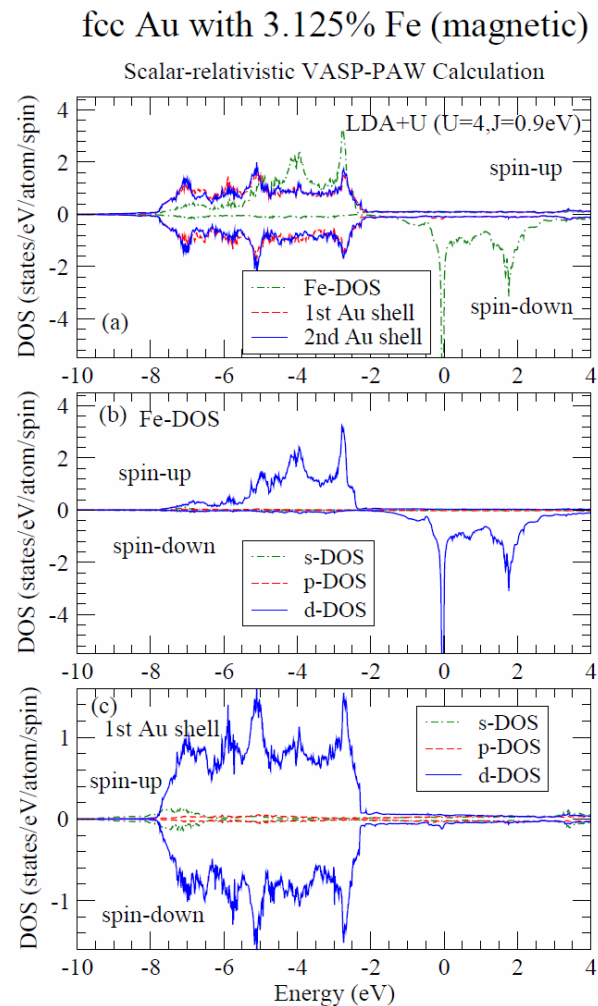
vacancy



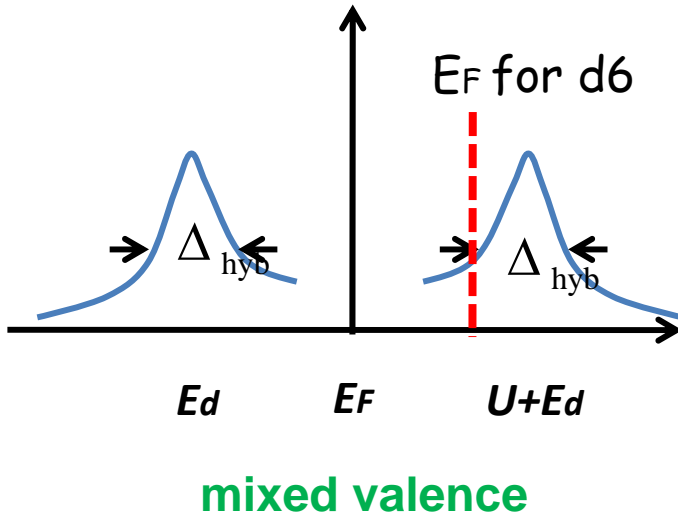
Pt



Fe



Conventional wisdom on Kondo effect of Fe in Au



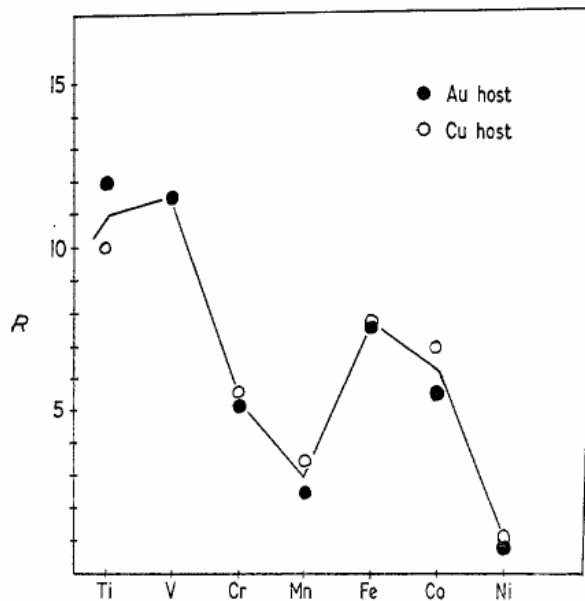
$$U = 3eV$$

$$\Delta = 1.4eV$$

$$10Dq = 0.1eV$$

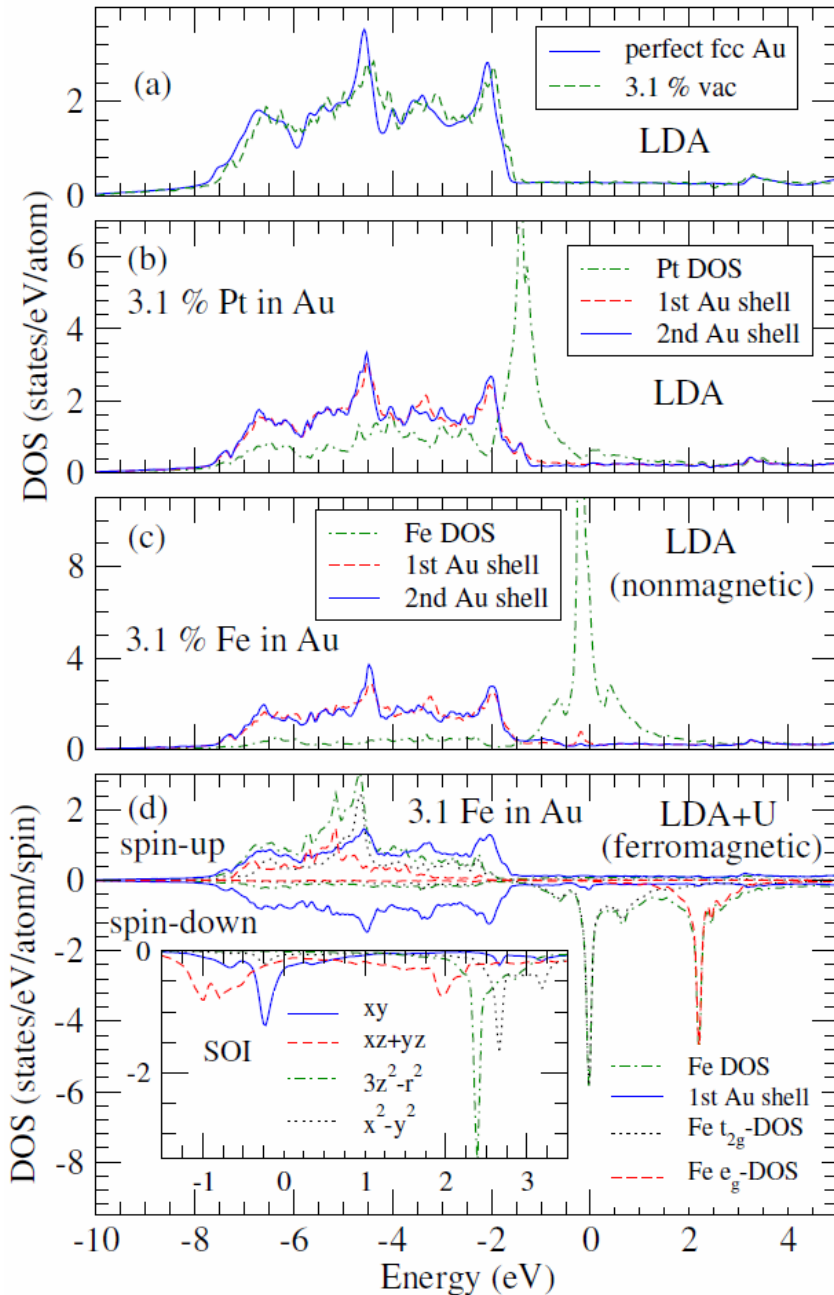
$$\lambda = 0.03eV$$

Kondo limit with 5 orbital degeneracy
with Kondo temperature $T_K \approx 0.4K$



with G.Y. Guo and S. Maekawa

Spin Hall Effect by Kondo singlet state



Orbital selective Kondo

eg Kondo limit $\rightarrow T_K \approx 0.4K$
 t2g Mixed valence d^6 and d^7
 hybridization with Au
 s- and d-orbitals

Renormalization effect due to electron correlation

$$\Delta = 1.4eV \Rightarrow \Delta = 0.3eV$$

$$10Dq = 0.1eV \Rightarrow 10Dq = 2.0eV$$

$$\lambda = 0.03eV \Rightarrow \lambda = 1eV$$

TABLE I: Down-spin occupation numbers of the $3d$ -suborbitals of the Fe impurity in Au from LDA+U calculations without SOI and with SOI. The calculated magnetic moments are: $m_s^{Fe} = 3.39 \mu_B$ and $m_s^{tot} = 3.32 \mu_B$ without SOI, as well as $m_s^{Fe} = 3.19 \mu_B$, $m_o^{Fe} = 1.54 \mu_B$ and $m_s^{tot} = 3.27 \mu_B$ with SOI. The muffin-tin sphere radius $R_{mt} = 2.65a_0$ (a_0 is Bohr radius) is used for both Fe and Au atoms.

(a)	xy	xz	yz	$3z^2 - r^2$	$x^2 - y^2$
no SOI	0.459	0.459	0.459	0.053	0.053
SOI	0.559	0.453	0.453	0.050	0.128
(b)	$m = -2$	$m = -1$	$m = 0$	$m = 1$	$m = 2$
no SOI	0.256	0.459	0.053	0.459	0.256
SOI	0.138	0.087	0.050	0.819	0.549

Viewpoint

Lending an iron hand to spintronics

Piers Coleman

Department of Physics and Astronomy, Rutgers University, 136 Frelinghuysen Road, Piscataway, NJ 08854-8019, USA

Published January 20, 2009

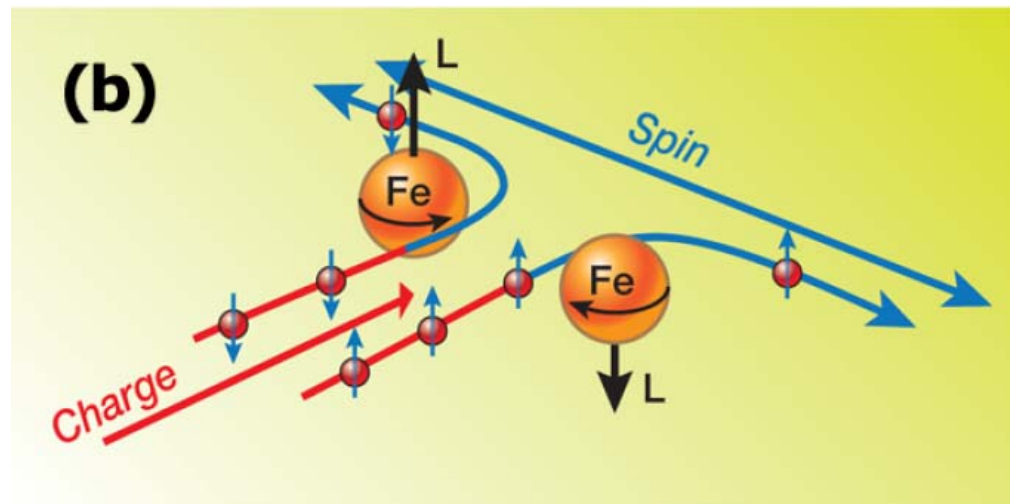
Subject Areas: **Spintronics**

A Viewpoint on:

Enhanced Spin Hall Effect by Resonant Skew Scattering in the Orbital-Dependent Kondo Effect

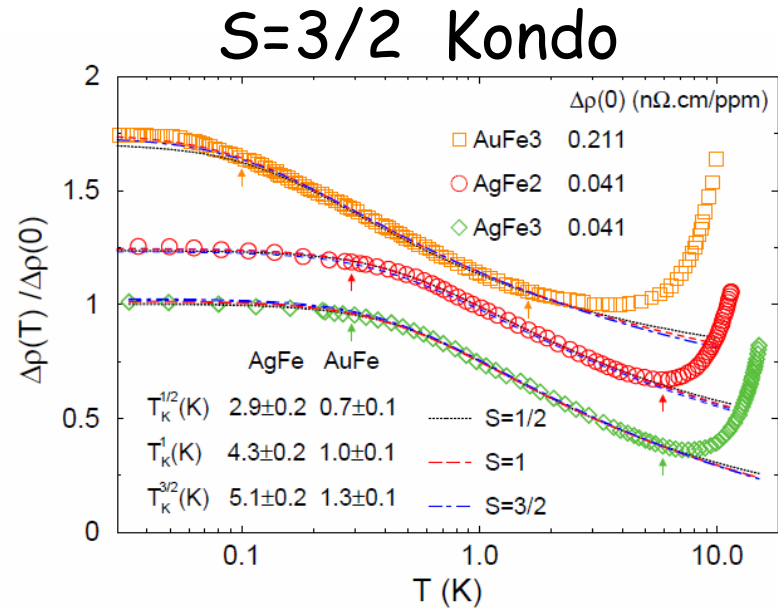
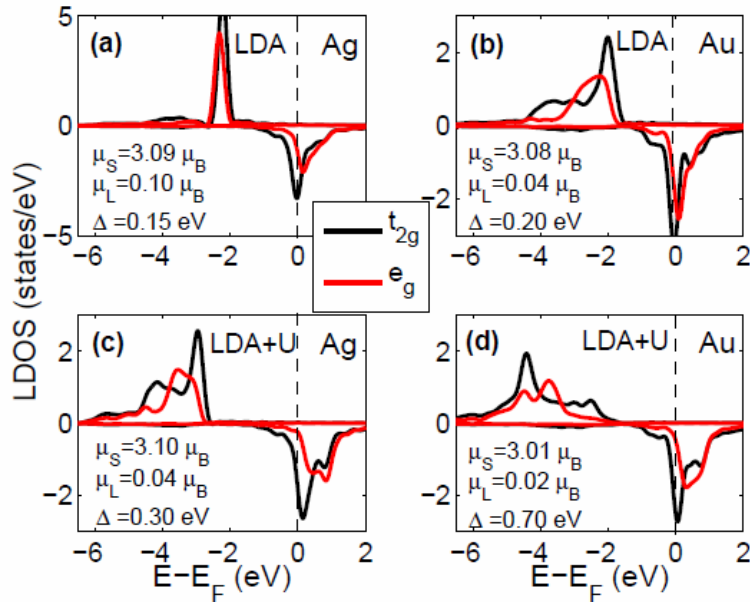
Guang-Yu Guo, Sadamichi Maekawa and Naoto Nagaosa

Phys. Rev. Lett. 102, 036401 (2009) – Published January 20, 2009



Kondo decoherence: finding the right spin model for iron impurities in gold and silver

T. A. Costi^{1,2}, L. Bergqvist¹, A. Weichselbaum³, J. von Delft³, T. Micklitz^{4,7}, A. Rosch⁴,
P. Mavropoulos^{1,2}, P. H. Dederichs¹, F. Mallet⁵, L. Saminadayar^{5,6}, and C. Bäuerle⁵



	method	picture
ours	all-electron full-potential linearized Augmented plane wave (FLAPW) method	$S=3/2$ large orbital moment Mixed valence and Kondo
Costi	ultra-soft pseudopotential-like projector augmented wave (PAW) method	$S=3/2$ small orbital moment Kondo limit

Conclusions

Anomalous Hall effect v.s. Spin Hall effect (Skew scattering)

Resonance due to virtual bound state $\rightarrow \alpha_{AHE} \leq 0.01$

Spin fluctuation and Kondo effect
further enhances SHE $\rightarrow \alpha_{SHE} \approx 0.1$
 $\sigma_{SHE} \approx 10^5 \Omega^{-1} \text{cm}^{-1}$

Fe impurity in Au

Orbital selective Kondo effect eg v.s. t2g
Renormalization of spin-orbit, hybridization energies
due to electron correlation

Material design for SHE

5d impurity $\rightarrow \alpha_{SHE} \approx 0.2 \sin 2\delta_1 \approx 0.04$